















Visioconférence 6 : Comprendre à l'oral












1/ Look and listen.

2/ First, tick in the correct columns ( , ,  or  )

3/ Then, match the smileys with the school subjects (in the last column)

Arshya			 	 	
					•
					•
					•
					•
					•



			 	 	Crystal
•					
•					
•					
•					
•					