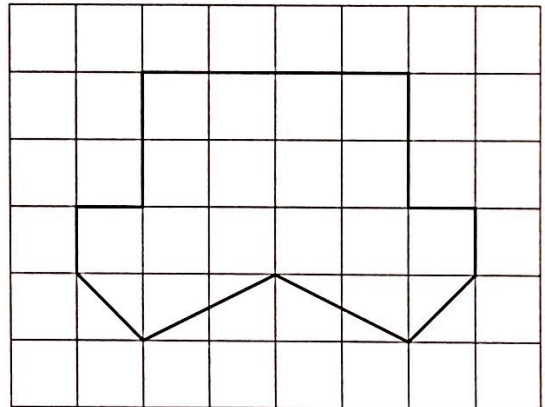

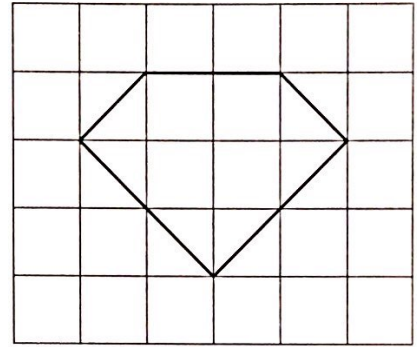



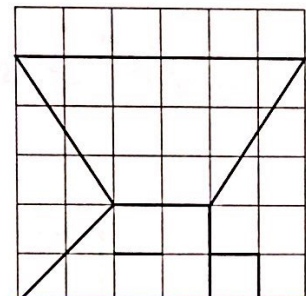
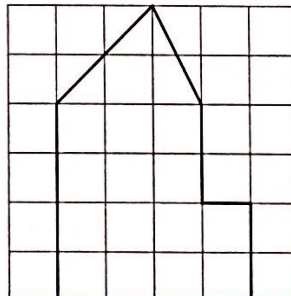



1 Trace les axes de symétrie.

J'ai tracé l'axe de symétrie de cette figure.

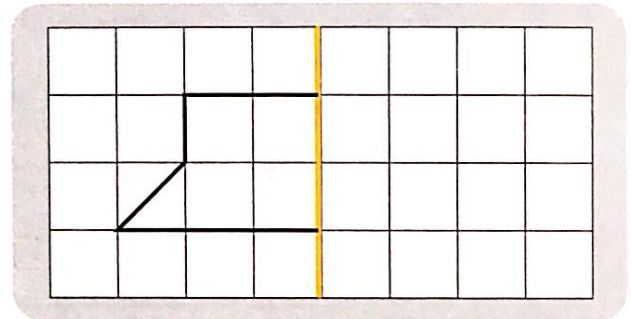





2 Colorie les figures si le trait orange est un axe de symétrie.



1 Complète ces figures par symétrie.

Compte bien le nombre de carreaux à partir de l'axe de symétrie.



2 Complète ces figures par symétrie.

Attention, l'axe est horizontal !

