

Making friends

1: Nice to meet you !

a. Warm up

What's your name ?

My name's Peter.

Who are you ?


I'm Douglas.

Where are you from ?

I'm from Britain.



b. Story time 1



Story time 1



texte

Listen and repeat



C. Chant


Chant 1

tr

- Hey you! Who are you?
- I'm the Captain, Captain Yellow.
- And you? What's your name?
- Hi there! My name's Kim!
- Where are you from?
- I'm from London!



d. Activity Where are you from ?




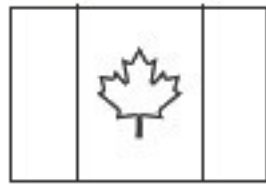
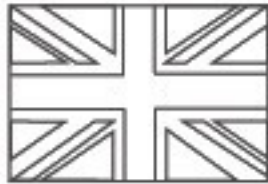
e. sounds

[h] : here / hello / helicopter / hi
no [h] eye / are / English / I



1. Colour the flags and write the names of the countries.

The USA • France • The United Kingdom • Ireland • Canada • Australia



2. Listen and tick (✓) the stressed syllable.

Ca na dian	I rish	Aus tra lian	A me ri can	Bri tish
<input type="checkbox"/> <input type="checkbox"/> <input type="checkbox"/>	<input type="checkbox"/> <input type="checkbox"/>	<input type="checkbox"/> <input type="checkbox"/> <input type="checkbox"/>	<input type="checkbox"/> <input type="checkbox"/> <input type="checkbox"/> <input type="checkbox"/>	<input type="checkbox"/> <input type="checkbox"/>

3. Link the countries and the nationalities.

Where are you from?

- I'm from Great Britain •
- I'm from the USA •
- I'm from Australia •
- I'm from Ireland •
- I'm from India •
- I'm from France •
- I'm from New Zealand •

What nationality are you?

- I'm a New Zealander
- I'm Indian
- I'm British
- I'm American
- I'm French
- I'm Irish
- I'm Australian



1. Je rencontre quelqu'un pour la première fois.

Pour poser une question : mot interrogatif - verbe - sujet ?

Je veux connaître :

Son identité : *Wh* _____ *you*?

Son nom : *Wh* _____ *your name*?

Son pays d'origine : *Wh* _____ *you from*?

Sa nationalité : *Wh* _____ *nationality* _____ *you*?

correction

correction

f. trace écrite

1. Je rencontre quelqu'un pour la première fois.

Pour poser une question : mot interrogatif – verbe – sujet ?

Je veux connaître :

Son identité : *Wh* _____ *you?*


Son nom : *Wh* _____ *your name?*

Son pays d'origine : *Wh* _____ *you from?*

Sa nationalité : *Wh* _____ *nationality* _____ *you?*

1. Colour the flags and write the names of the countries.

The USA • France • The United Kingdom • Ireland • Canada • Australia



2. Listen and tick (✓) the stressed syllable.

Ca na dian	I rish	Aus tra lian	A me ri can	Brit ish
<input type="checkbox"/>	<input type="checkbox"/>	<input type="checkbox"/>	<input type="checkbox"/>	<input type="checkbox"/>

3. Link the countries and the nationalities.

Where are you from?

- I'm from Great Britain •
- I'm from the USA •
- I'm from Australia •
- I'm from Ireland •
- I'm from India •
- I'm from France •
- I'm from New Zealand •

What nationality are you?

- I'm a New Zealander
- I'm Indian
- I'm British
- I'm American
- I'm French
- I'm Irish
- I'm Australian



2.Meet my classmates !

a.warm up

One, two, three...this is me !
Four, five, six ...my glue-sticks.
Seven, eight, nine...this is mine !
Ten , eleven...I'm in Heaven !
Twelve, thirteen fourteen, fifteen,
Sixteen, seventeen, eightteen, nineteen...
Stop ! Twenty !



b. Story time 2



Story time 2



Listen and repeat



c.Chant 2

- How old are you?
 - I'm three! I'm three!
 - How old are you?
 - I'm five! I'm five!
 - How old are you?
 - I'm ten! I'm ten!
 - How old are you?
-



d.Activity



e. sounds

[s] ; [z]

This is *Z*wit, Miss !



f. trace écrite

2. Je veux parler de l'âge.

1. J'utilise le mot interrogatif: *H*_____ Je demande à mon camarade:

*H*_____?

2. Je peux répondre de deux façons:

• de façon courte: *I'm* _____

• de façon complète: *I'm* _____

3. Je surligne le mot que je retrouve dans la question et dans la réponse complète.

Ce mot signifie: _____

correction

* 1. Link and write the numbers with letters in your copybook.

14 - four	•	•	ven
20 - twen	•	•	ve
12 - twel	•	•	teen
17 - seven	•	•	teen
11 - ele	•	•	teen
16 - six	•	•	teen
13 - thir	•	•	teen
18 - eigh	•	•	teen
15 - fif	•	•	teen
19 - nine	•	•	ty

** 1. Link and write the numbers with letters in your copybook.

four	•	•	ve - 12
twen	•	•	ven - 11
twel	•	•	teen - 13
seven	•	•	teen - 14
ele	•	•	teen - 5
six	•	•	teen - 16
thir	•	•	teen - 17
eigh	•	•	teen - 18
fif	•	•	teen - 19
nine	•	•	ty - 20

2. Link and complete.

Who are you?	•	•	I'm _____
How old are you?	•	•	My name's _____
Where are you from?	•	•	I'm _____
What nationality are you?	•	•	I'm _____ years old.
What's your name?	•	•	I'm from _____

3. Write in letters and calculate.

8 + 4 = ? ⇒ _____ + _____ = _____

11 + 5 = ? ⇒ _____ + _____ = _____

19 - 4 = ? ⇒ _____ - _____ = _____

9 x 2 = ? ⇒ _____ x _____ = _____

correction

Remember and learn