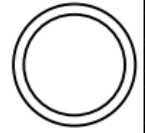


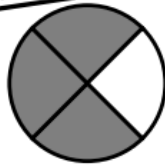

Les fractions

(Lire, écrire et représenter)

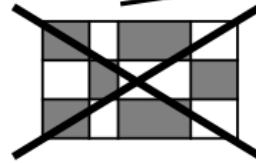


MÉMO
 ① On peut utiliser les fractions quand une unité (ex : un disque, une bande de papier...) est partagée en parts égales.

Fractions possibles



Fractions impossibles !



3

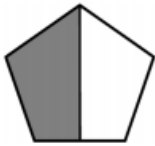
4

Le chiffre du haut est le **numérateur** : il indique **combien de parts tu peux prendre**.
 Le chiffre du bas est le **dénominateur** : il indique **en combien de parts égales l'unité est partagée**.

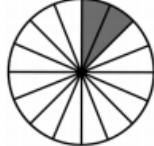
MÉMO
 ② Quelques fractions usuelles :




1 - Sur cette feuille, indique la fraction correspondant à la partie grisée.



—



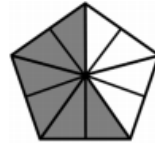
—



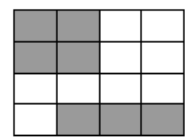
—



—




—




—



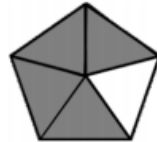
—




—



—



—



—



—