

GAËLLE

Fichier activités Période 5

Phonologie / Lettres

Écriture

Graphisme / Motricité fine

Discrimination visuelle

Numération

Tableau de bord

→ Tous les jours : 1 activité en phonologie – lettres + 1 activité en écriture ou graphisme + 1 activité en discrimination visuelle ou en numération.

Avec l'aide de l'adulte,

→ J'écris mon prénom et la date simplifiée sur l'activité que je fais.

→ Je mets une croix dans le tableau quand j'ai terminé l'activité.

Date	Phonologie Lettres	Écriture	Graphisme Motricité fine	Discrimination visuelle	Numération
lundi 4 mai					
mardi 5 mai					
jeudi 7 mai					
lundi 11 mai					
mardi 12 mai					
jeudi 14 mai					
vendredi 15 mai					
lundi 18 mai					
mardi 19 mai					
lundi 25 mai					
mardi 26 mai					
jeudi 28 mai					
vendredi 29 mai					
mardi 2 juin					
jeudi 4 juin					
vendredi 5 juin					








lundi 8 juin					
mardi 9 juin					
jeudi 11 juin					
vendredi 12 juin					
lundi 15 juin					
mardi 16 juin					
jeudi 18 juin					
vendredi 19 juin					
lundi 22 juin					
mardi 23 juin					
jeudi 25 juin					
vendredi 26 juin					
lundi 29 juin					
mardi 30 juin					
jeudi 2 juillet					
vendredi 3 juillet					


Vacances....

Phonologie


Activité « Colorie si tu entends » (→ à suivre)





→ Avant de commencer l'activité : découpe la lettre capitale et l'alphabet correspondant au son étudié.

O	U	E	É
B	D	T	P
M	N	F	CH
C	G	J	R
S	V		
			
			



Prénom : _____


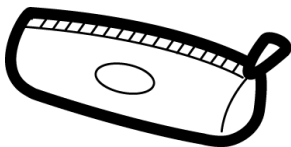



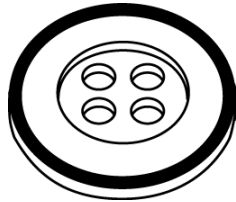

Colorie si tu entends 



Prénom : _____

Colorie si tu entends






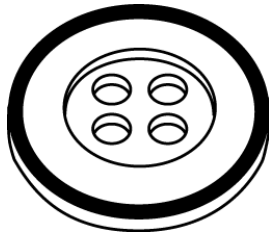

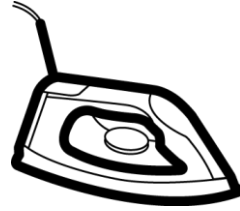


u



Prénom : _____



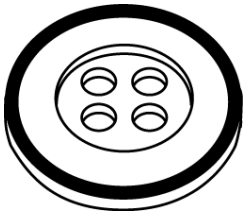


Colorie si tu entends

e



Prénom : _____







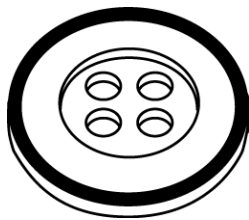



Colorie si tu entends  é



Prénom : _____

Colorie si tu entends


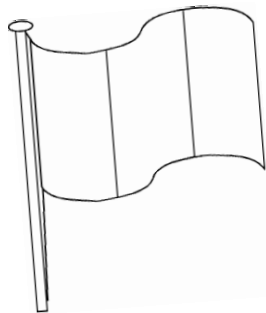

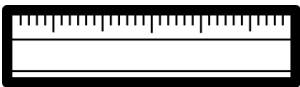
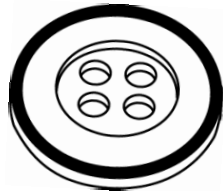



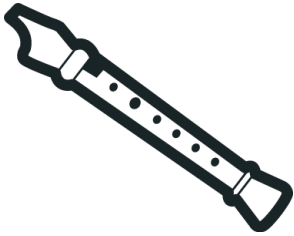
b



Prénom : _____

Colorie si tu entends


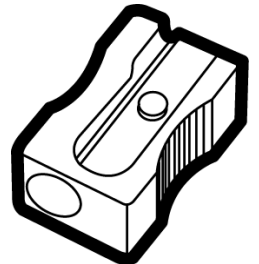

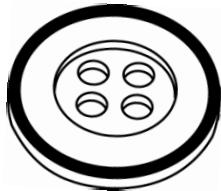


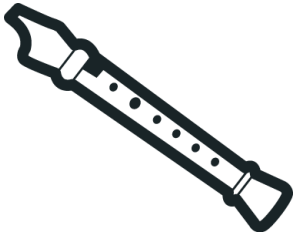
d



Prénom : _____

Colorie si tu entends







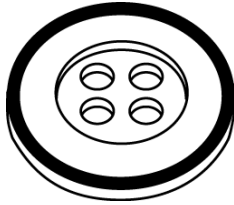

t



Prénom : _____

Colorie si tu entends






p



Prénom : _____

Colorie si tu entends








n



Prénom : _____

Colorie si tu entends






f



Prénom : _____

Colorie si tu entends


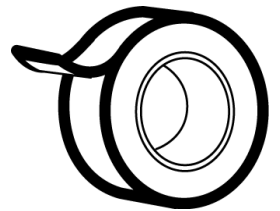

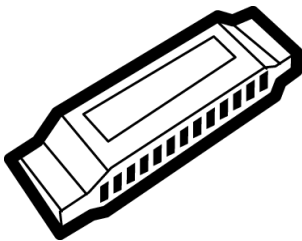
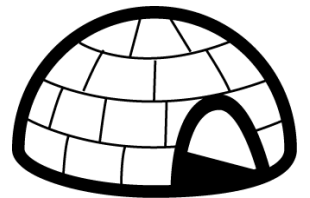

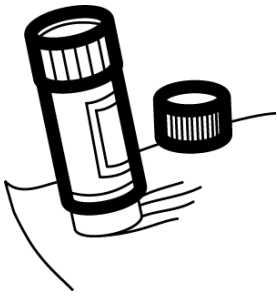


c



Prénom : _____

Colorie si tu entends



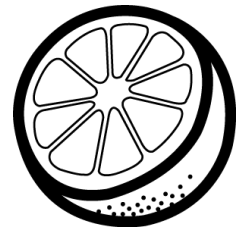


g



Prénom : _____

Colorie si tu entends




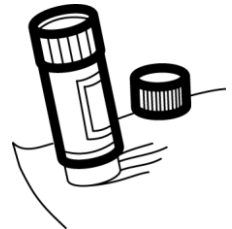
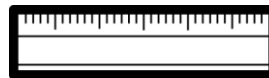



j



Prénom : _____

Colorie si tu entends

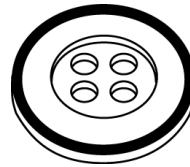


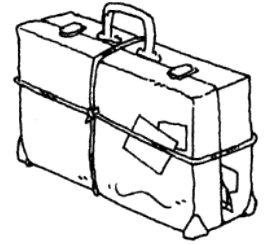



r



Prénom : _____

Colorie si tu entends






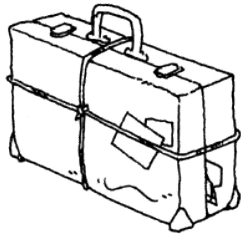
s



Prénom : _____

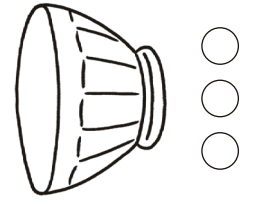







Colorie si tu entends

v



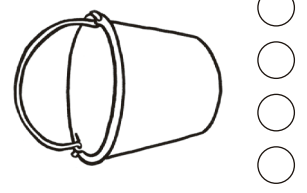


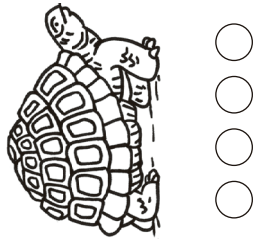
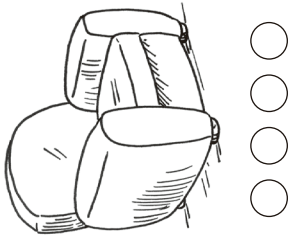
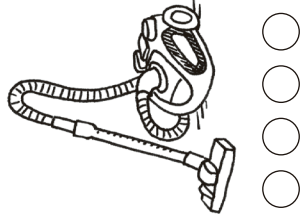
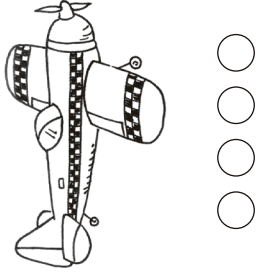
Prénom : Date : 1

Colorie autant de cases qu'il y a de syllabes.



Prénom : Date : 2

Colorie autant de cases qu'il y a de syllabes.





Prénom : Date :

3



Colorie autant de cases qu'il y a de syllabes.

			<input type="checkbox"/>
			<input type="checkbox"/>
			<input type="checkbox"/>

© MDI/Sejer, 2019. Reproduction autorisée pour une classe seulement.



Prénom : Date :

4






Colorie autant de cases qu'il y a de syllabes.

			<input type="checkbox"/>
			<input type="checkbox"/>
			<input type="checkbox"/>




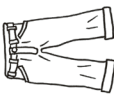



© MDI/Sejer, 2019. Reproduction autorisée pour une classe seulement.

Prénom : Date :

Colle les étiquettes dans la bonne maison.




<p>1</p> 	<p>2</p> 	<p>3</p> 











				
				

Prénom : Date :

Colle les étiquettes dans la bonne maison.

<p>1</p> 	<p>2</p> 	<p>3</p> 





L'écrit

A

Consigne : Retrouve les A et entoure-les

M	A	Q	Z	P	A
L	S	A	E	A	O
D	A	K	A	I	R
A	J	F	A	T	U
G	A	H	C	Y	R
W	N	A	X	G	A
X	A	B	A	M	S
A	V	C	W	V	A





L'écrit

B

Consigne : Retrouve les B et entoure-les

A	B	Q	B	Y	J
B	W	Z	I	K	B
S	E	B	B	O	L
X	B	R	P	M	B
B	D	C	F	B	Z
F	V	B	B	C	A
B	T	G	B	R	P
H	B	N	O	I	B






L'écrit

C

Consigne : Retrouve les C et entoure-les

C	A	N	O	K	C
Z	B	C	J	C	P
E	C	V	C	H	Q
X	C	R	S	C	G
W	T	C	D	F	C
C	Y	M	C	R	N
L	C	U	C	D	O
I	K	C	B	C	U






L'écrit

D

Consigne : Retrouve les D et entoure-les

A	D	Z	D	K	L
D	E	R	M	D	W
D	T	Y	X	C	D
I	U	D	D	V	B
O	D	P	N	D	A
D	Q	S	Q	D	W
G	D	F	X	S	D
H	J	D	D	Z	E





L'écrit

E

Consigne : Retrouve les E et entoure-les

A	E	Q	U	E	J
E	W	Z	E	I	K
S	X	E	L	O	E
E	C	D	M	E	P
R	E	F	E	F	L
E	V	T	E	N	A
E	G	B	L	W	E
Y	H	E	Q	E	V





L'écrit

F

Consigne : Retrouve les F et entoure-les

A	Z	F	F	K	L
F	E	R	M	F	W
T	F	Y	C	X	F
F	U	I	V	F	B
P	O	F	F	N	A
F	Q	S	E	F	Z
D	F	G	D	F	X
H	J	F	R	C	F





L'écrit

G

Consigne : Retrouve les G et entoure-les

G	P	W	E	G	K
X	O	G	G	J	Z
I	G	C	F	A	G
V	U	G	G	Q	D
B	G	U	S	G	B
Y	G	N	O	F	G
G	M	T	H	C	G
G	R	L	I	G	K





L'écrit

H

Consigne : Retrouve les H et entoure-les

H	W	X	Z	E	H
C	H	V	R	H	T
B	H	N	Y	U	H
S	Q	H	H	I	O
D	F	H	P	H	Q
G	H	J	X	S	H
H	K	L	W	H	T
H	M	A	H	M	B





L'écrit

I

Consigne : Retrouve les I et entoure-les

Z	I	A	U	I	S
C	E	I	N	B	I
I	L	F	I	V	C
I	R	V	R	I	Y
L	J	I	O	Q	I
W	I	M	Y	I	R
X	D	I	I	K	D
I	L	F	R	S	I





L'écrit

J

Consigne : Retrouve les J et entoure-les

J	A	Z	D	S	J
E	J	R	J	Q	W
T	Y	J	X	J	C
U	J	I	J	V	B
J	O	P	A	J	N
J	M	L	Q	W	J
K	H	J	X	J	S
G	J	F	J	Z	E






L'écrit

K

Consigne : Retrouve les K et entoure-les

K	A	Q	K	N	Y
Z	K	W	H	K	W
S	X	K	O	L	K
C	K	E	M	K	P
K	F	R	K	Q	W
V	K	T	X	K	Z
G	B	K	D	E	K
Y	K	H	C	K	T






L'écrit

L

Consigne : Retrouve les L et entoure-les

Q	L	Q	T	Y	L
L	E	I	Q	M	L
M	L	V	S	L	K
L	R	F	L	J	D
L	A	P	H	F	L
Z	O	L	G	N	L
E	L	I	L	W	B
L	R	U	C	L	V





L'écrit

M

Consigne : Retrouve les M et entoure-les

M	P	O	M	E	Z
L	M	I	S	X	M
U	K	M	W	M	Q
N	J	M	E	Z	M
M	B	G	M	T	R
M	T	R	U	M	Y
F	M	V	I	M	O
D	C	M	M	Q	P





L'écrit

N

Consigne : Retrouve les N et entoure-les

Z	A	N	D	F	N
N	R	E	N	S	Q
Y	T	N	W	N	X
N	U	I	N	C	V
P	O	N	A	B	N
M	N	L	Q	N	A
N	K	J	N	X	S
G	N	H	W	N	E





L'écrit

O

Consigne : Retrouve les O et entoure-les

A O X M R O

B V O U O Y

O E Z F N O

O I L O K M

H O J N D O

G P O O H R

O C W X O A

Q O F O J V





L'écrit

P

Consigne : Retrouve les P et entoure-les

P	T	M	A	P	Z
T	P	N	P	K	M
T	L	P	J	H	P
I	K	P	P	F	G
V	P	U	D	S	P
P	J	C	N	P	Q
C	P	F	B	M	V
D	Y	P	C	X	P





L'écrit

Q

Consigne : Retrouve les Q et entoure-les

M	S	Q	Q	G	J
A	P	Q	U	Q	R
W	Q	N	V	H	Q
Q	D	L	G	Q	Y
X	Q	B	E	J	Q
O	Z	Q	Q	O	V
E	Q	I	G	H	Q
K	O	F	D	Q	U





L'écrit

R

Consigne : Retrouve les R et entoure-les

R	A	Q	C	R	Y
Z	R	W	V	R	N
X	S	R	I	U	R
D	R	F	R	O	M
R	C	X	L	P	R
V	R	G	S	R	M
T	R	H	R	E	I
B	N	R	Z	R	M






L'écrit

S

Consigne : Retrouve les S et entoure-les

A	S	Z	F	D	S
S	R	E	S	Q	W
T	Y	S	X	S	C
S	U	I	B	V	S
O	S	P	N	S	A
Y	L	M	Q	Y	S
Y	K	J	S	W	Z
G	Y	H	C	S	E






L'écrit

T

Consigne : Retrouve les T et entoure-les

P	T	M	T	R	C
T	O	N	X	T	E
T	L	B	Z	W	T
I	K	T	T	Q	A
V	T	U	M	T	A
T	J	C	W	T	P
C	T	F	X	M	T
D	Y	T	T	C	E





L'écrit

U

Consigne : Retrouve les U et entoure-les

U	D	C	U	O	L
F	V	U	P	U	M
R	U	E	U	N	W
U	G	B	X	B	U
H	U	N	C	U	V
Y	N	T	Q	U	M
U	J	N	U	L	S
K	U	I	K	D	U





L'écrit

V

Consigne : Retrouve les V et entoure-les

W	V	X	V	Z	E
V	B	C	V	R	T
N	V	M	Y	V	U
K	L	V	O	V	I
V	J	H	D	X	V
F	V	G	Z	B	V
D	V	S	V	A	W
A	Q	V	N	V	M





L'écrit

W

Consigne : Retrouve les W et entoure-les

W	P	M	W	X	D
N	W	O	W	F	R
B	I	W	S	E	W
V	K	W	A	W	Q
W	C	J	W	L	D
U	W	H	U	B	W
T	Y	W	R	W	C
H	W	G	L	X	W





L'écrit

X

Consigne : Retrouve les X et entoure-les

J F X Q X Z

G X H X S E

X A P C X F

A Z O R D X

E X I V X G

X R U X T H

X Y T Y X J

A W X X N O





L'écrit

Y

Consigne : Retrouve les Y et entoure-les

Y	A	Q	Z	P	Y
L	Y	M	E	Y	O
D	R	Y	E	Y	R
N	Y	F	Y	T	U
G	Y	H	C	Y	R
Y	N	M	X	Y	A
Y	V	B	I	M	Y
W	Y	C	Y	V	G





L'écrit

Z

Consigne : Retrouve les Z et entoure-les

Q	A	Z	Z	T	Y
W	Z	X	B	Z	N
Z	S	E	Y	H	Z
C	D	Z	Z	J	U
V	Z	F	K	Z	I
Z	B	G	L	O	Z
Z	R	T	Z	M	P
Y	Z	H	C	Z	V




Écriture


Nom :

Date :

❖ Cherche puis entoure la lettre " A ".



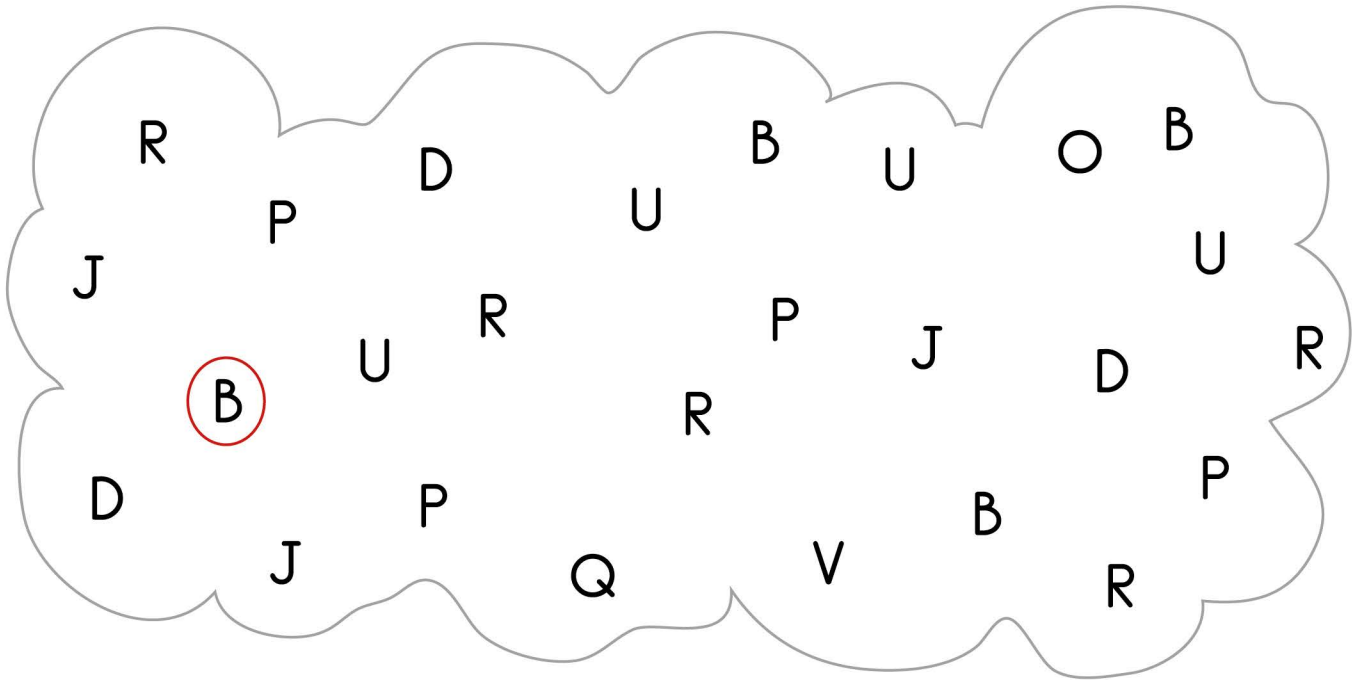
❖ Complète les lignes.



Nom :

Date :

» Cherche puis entoure la lettre " B ".




» Complète les lignes.

Tracing practice lines for the letter 'B'. The first line shows a solid 'B' with a red arrow indicating the downward stroke, followed by two dashed 'B's for tracing, and then three dotted 'B's for independent practice. The second line shows a solid 'P' with a red arrow indicating the curved stroke, followed by two dashed 'P's for tracing, and then three dotted 'P's for independent practice. The third line shows a solid 'B' with a red arrow indicating the curved stroke, followed by two dashed 'B's for tracing, and then three dotted 'B's for independent practice. Below these are three empty lines for independent practice.

Nom :

Date :

» Cherche puis entoure la lettre " C ".




» Complète les lignes.

Handwriting practice lines. The first line shows a solid uppercase 'C' with a red arrow indicating the counter-clockwise stroke direction, followed by a dashed uppercase 'C' for tracing, and then a series of blue dots on a horizontal line. The second line shows a solid uppercase 'C' with a red arrow indicating the counter-clockwise stroke direction, followed by a series of blue dots on a horizontal line. Below these are three more empty lines for independent practice, each consisting of a horizontal line with blue dots.


Nom :

Date :

❖ Cherche puis entoure la lettre " E ".



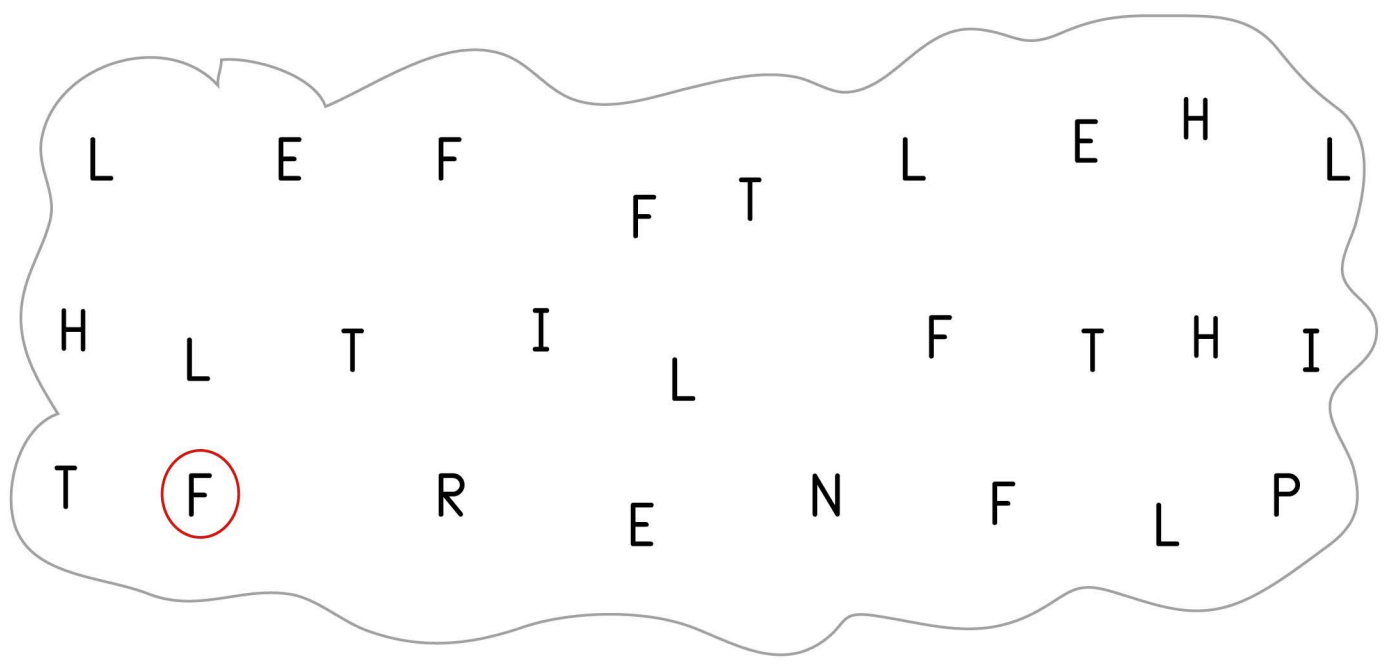
❖ Complète les lignes.




Nom :

Date :

❖ Cherche puis entoure la lettre " F ".




❖ Complète les lignes.



Nom :

Date :

❖ Cherche puis entoure la lettre " G ".




❖ Complète les lignes.

Handwriting practice lines for the letter 'C'. Each line consists of a top line, a middle line, and a bottom line. The first line shows a solid 'C' with a red arrow indicating a counter-clockwise stroke, followed by a dashed 'C', five blue dots, and another solid 'C' with a red arrow. The second line shows a solid 'C' with a red arrow, a dashed 'C', five blue dots, and another solid 'C' with a red arrow. The third line shows a solid 'C' with a red arrow, a dashed 'C', five blue dots, and another solid 'C' with a red arrow. Below these are three more empty lines for practice.


Nom :

Date :

❖ Cherche puis entoure la lettre " H ".



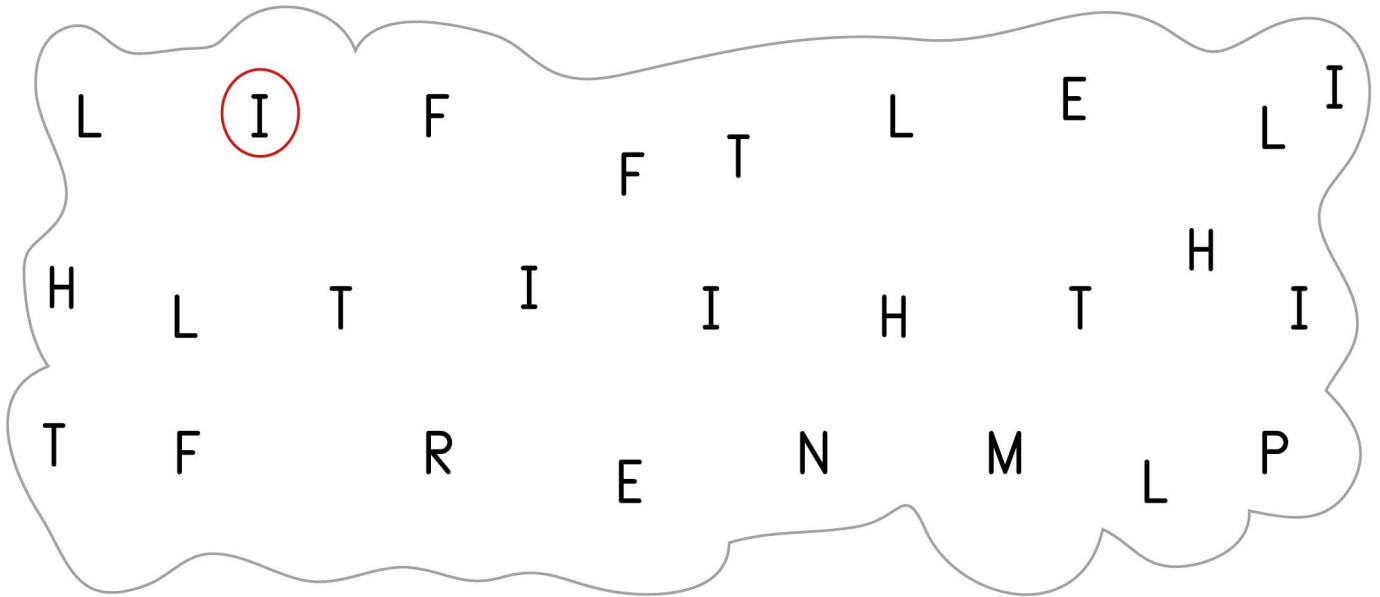
❖ Complète les lignes.




Nom :

Date :

❖ Cherche puis entoure la lettre " I ".




❖ Complète les lignes.



Nom :

Date :

❖ Cherche puis entoure la lettre " J ".




❖ Complète les lignes.

Handwriting practice lines for the letter 'J'. The first row shows a solid 'J' with a red arrow pointing down, followed by a dashed 'J' for tracing, and then a solid 'J' with a red arrow pointing down. The second row shows a solid 'J' with a red arrow pointing right, followed by a dashed 'J' for tracing, and then a solid 'J' with a red arrow pointing right. Below these are several empty lines for independent practice.

Nom :

Date :

❖ Cherche puis entoure la lettre " L ".



❖


Complète les lignes.

Handwriting practice lines for the letter 'L'. The first two lines show a solid 'L' with a red arrow indicating the stroke direction, followed by a dashed 'L' for tracing, and then several dotted 'L's for independent practice. Below are three more empty lines for practice.

Nom :

Date :

❖ Cherche puis entoure la lettre " M ".



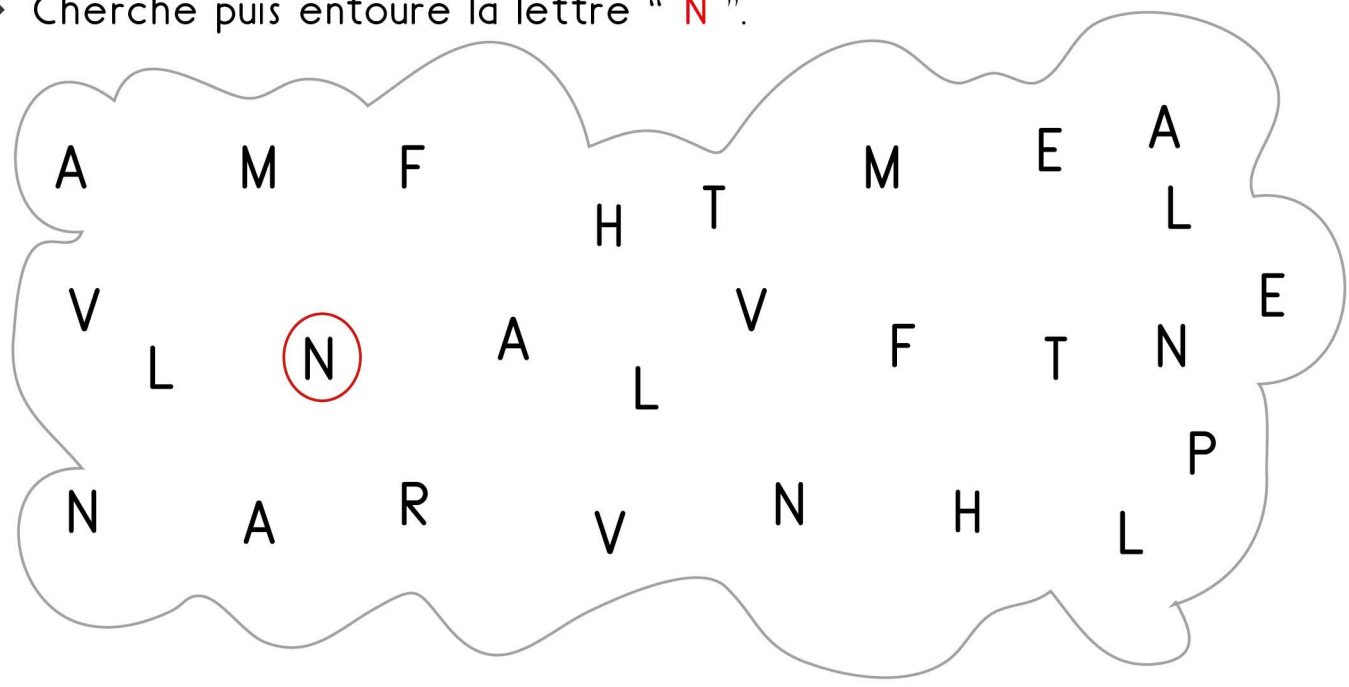
❖ Complète les lignes.




Nom :

Date :

» Cherche puis entoure la lettre " N ".




» Complète les lignes.



Nom :

Date :

❖ Cherche puis entoure la lettre " O " .



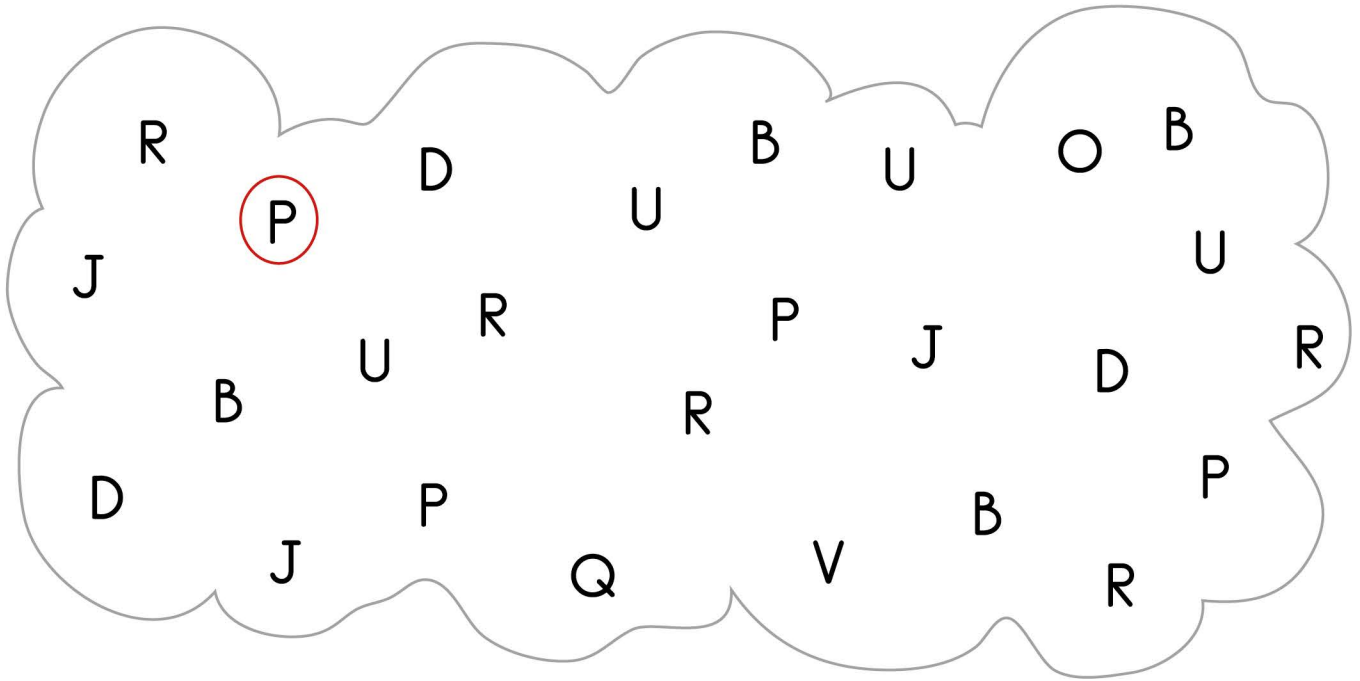
❖ Complète les lignes.

Handwriting practice lines. The first line has a solid 'O' with a red arrow indicating the stroke direction, followed by a dotted 'O' for tracing, and another solid 'O' with a red arrow. Below this are several empty lines for independent practice.

Nom :

Date :

❖ Cherche puis entoure la lettre " P ".



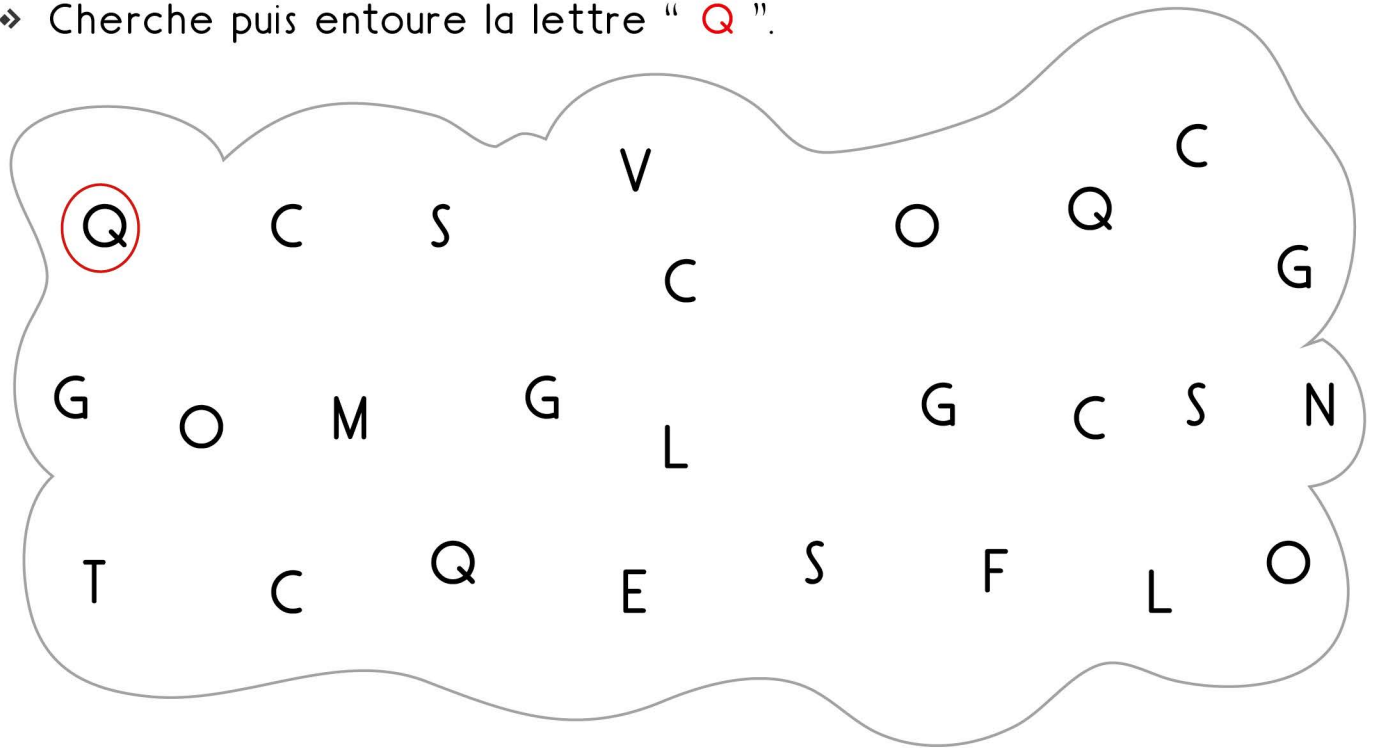
❖ Complète les lignes.

Tracing practice lines for the letter 'P'. The first line shows a solid 'P' with a red arrow indicating the downward stroke, followed by two dashed 'P's for tracing, and then a solid 'P' with a red arrow. The second line shows a solid 'P' with a red arrow, followed by two dashed 'P's for tracing, and then a solid 'P' with a red arrow. Below these are several empty lines for independent practice.


Nom :

Date :

» Cherche puis entoure la lettre " Q ".



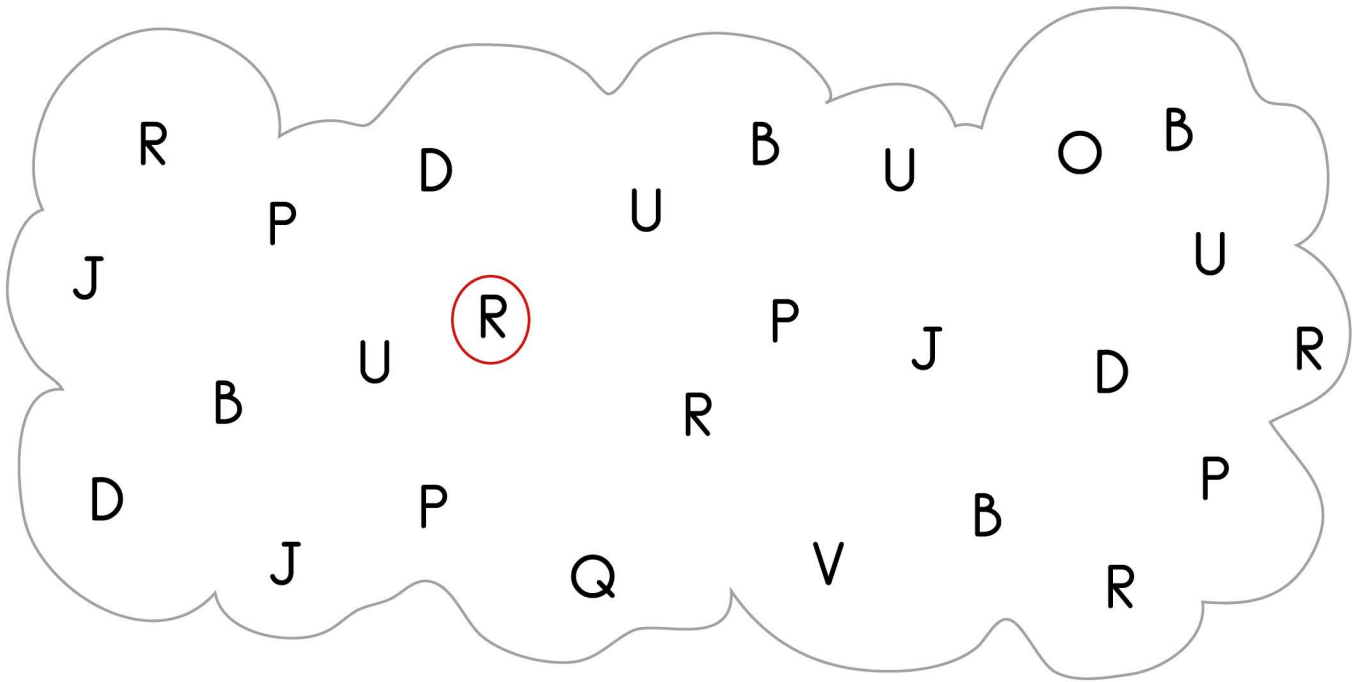
» Complète les lignes.



Nom :

Date :

» Cherche puis entoure la lettre " R ".



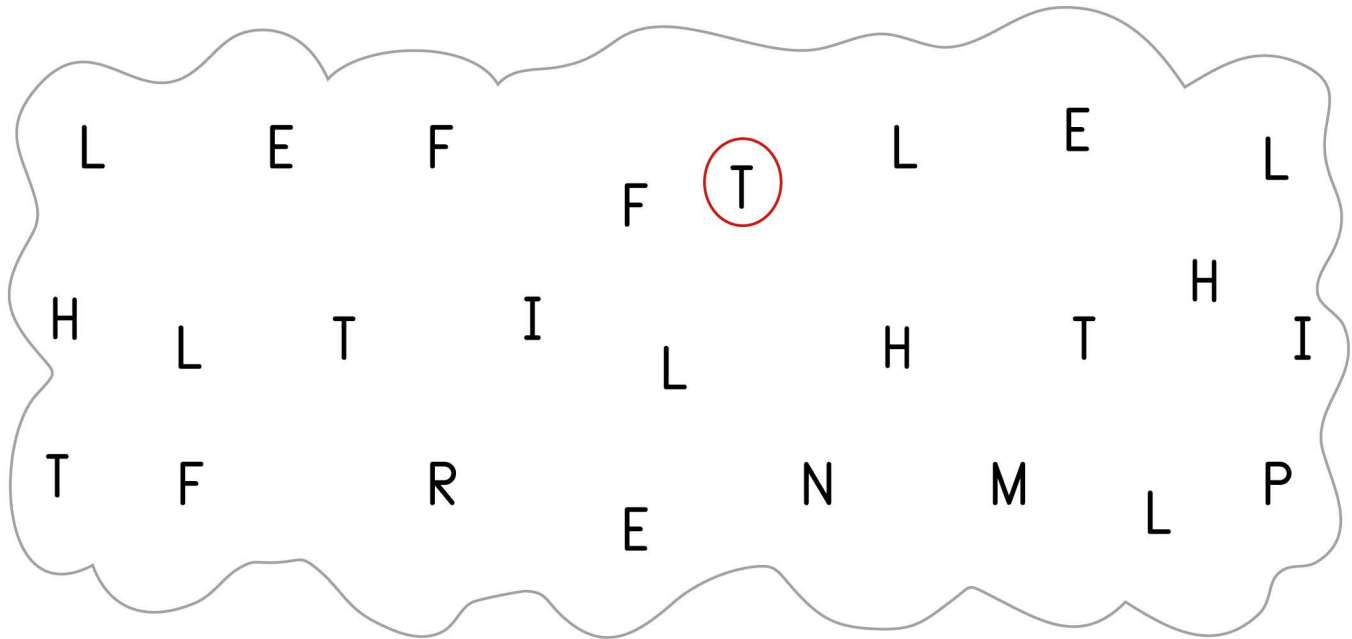
» Complète les lignes.

Handwriting practice lines. The first row shows a vertical line with a downward arrow, followed by three dashed vertical lines, and another solid vertical line with a downward arrow. The second row shows the letter 'P' with a curved arrow indicating the stroke direction, followed by three dashed 'P's, and another solid 'P' with a curved arrow. The third row shows the letter 'R' with two arrows indicating stroke directions, followed by three dashed 'R's, and another solid 'R' with two arrows. Below these are four empty lines for independent practice.

Nom :

Date :

❖ Cherche puis entoure la lettre " T ".



❖ Complète les lignes.

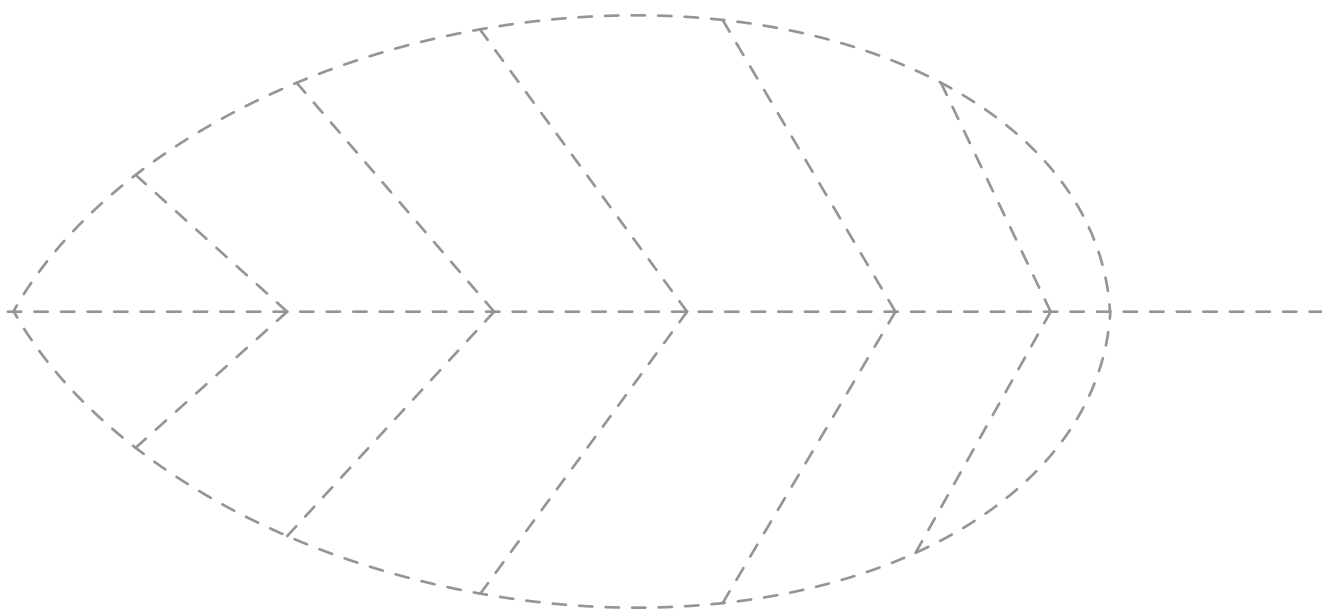


Graphisme
Motricité fine

Nom :

Date :

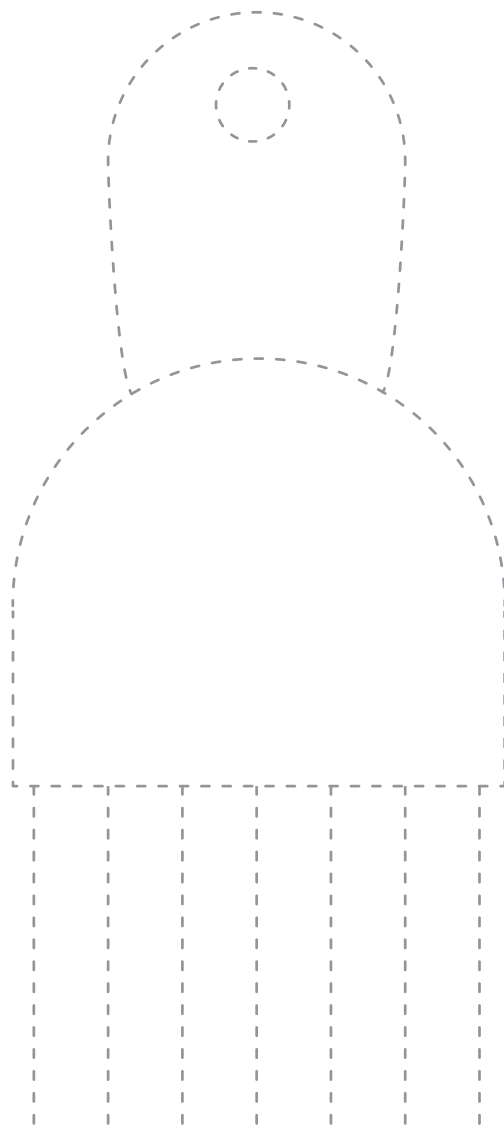
une feuille



Nom :

Date :

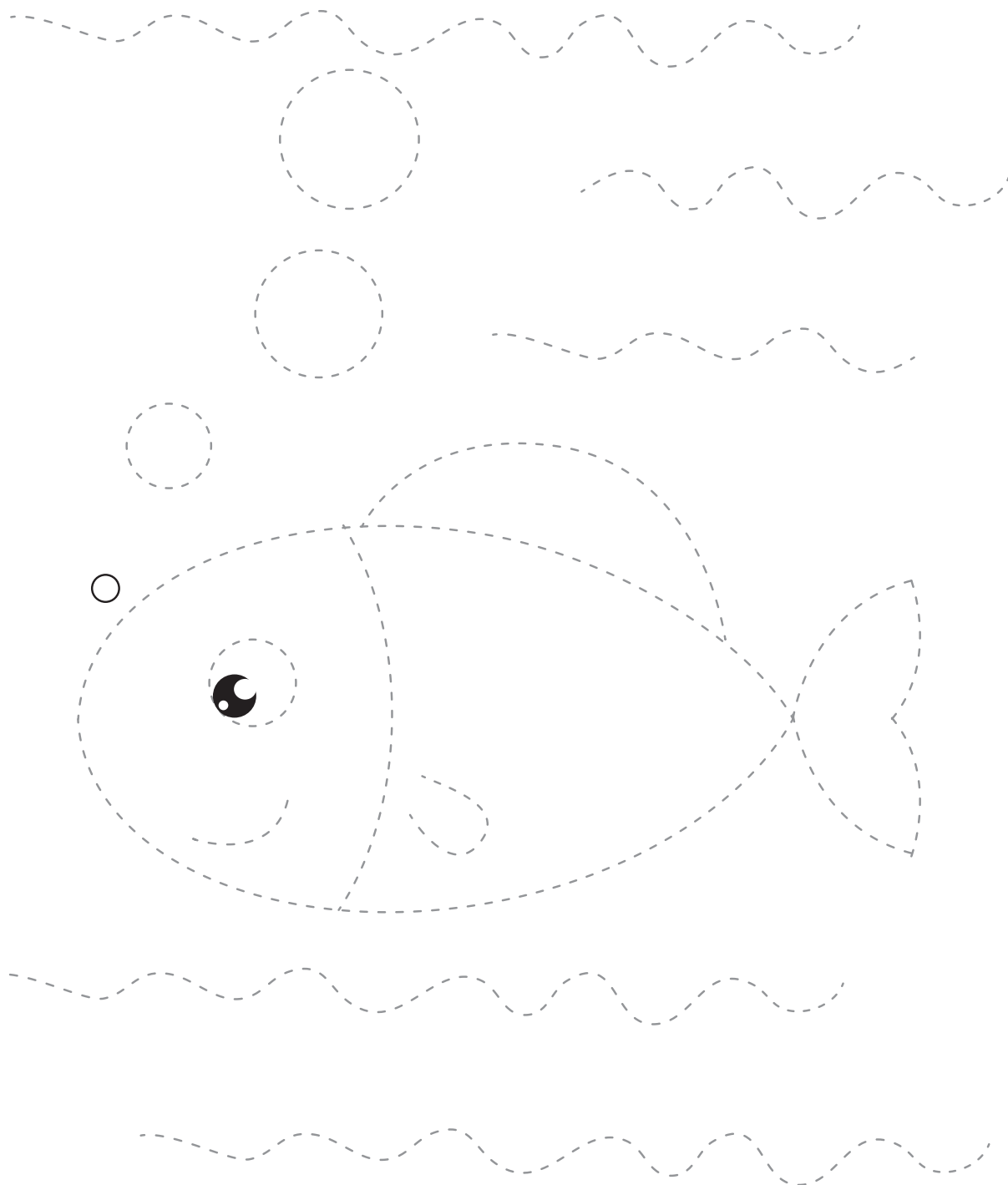
le peigne



Nom :

Date :


un poisson



Nom :

Date :

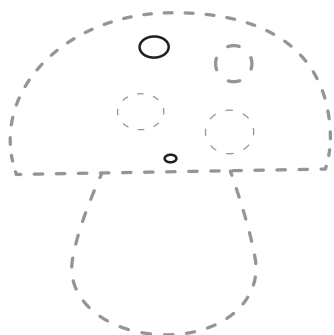
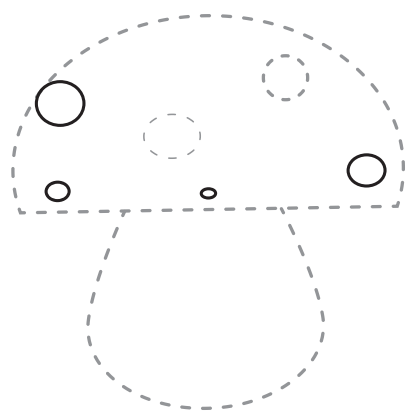
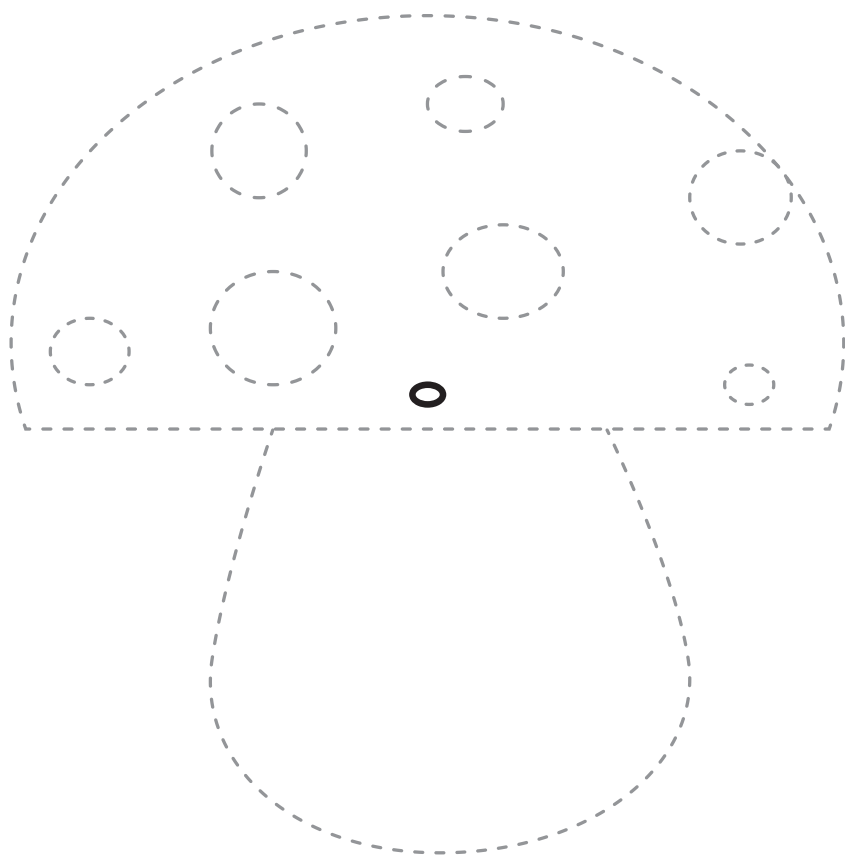
le chat



Nom :

Date :

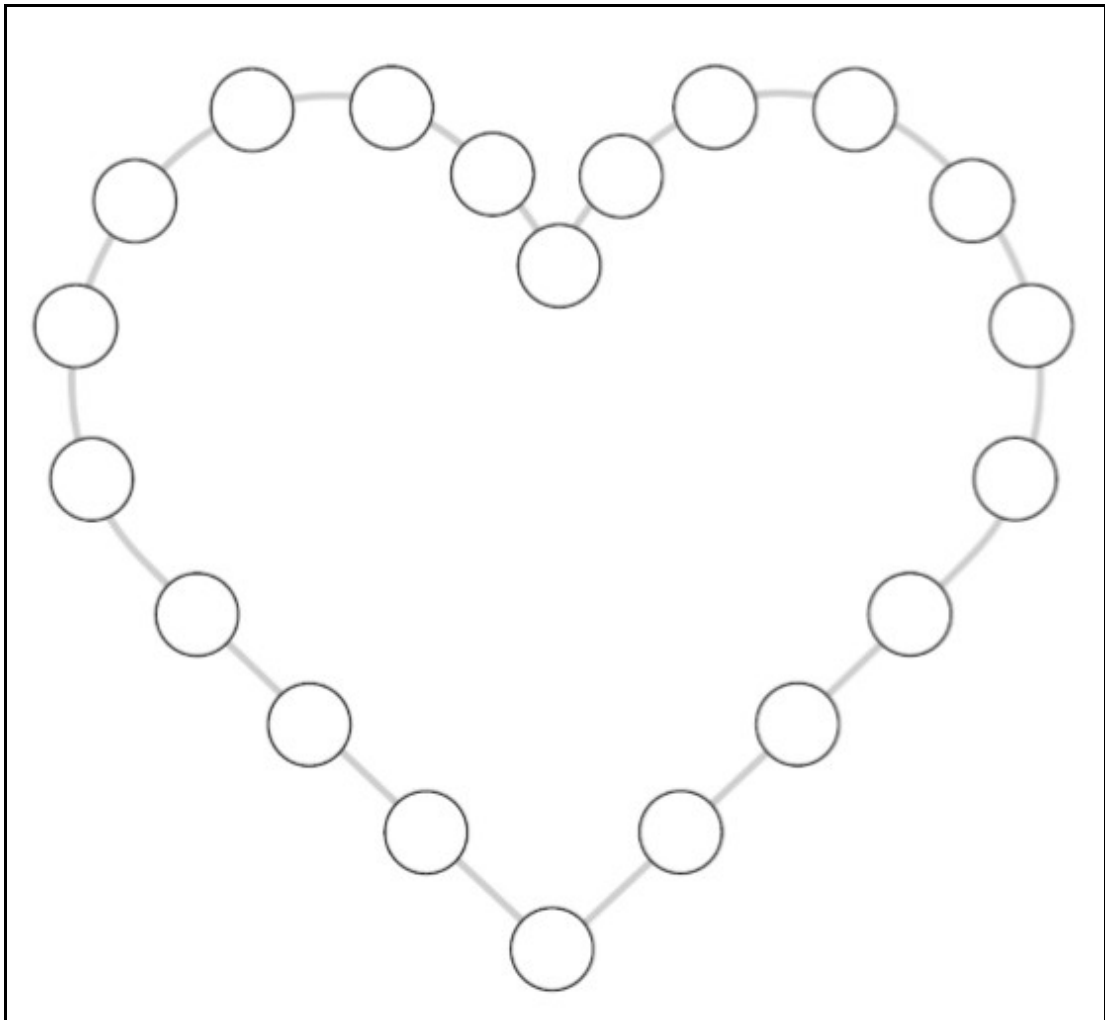
les champignons



Je place une gommette ovale sous chaque pingouin



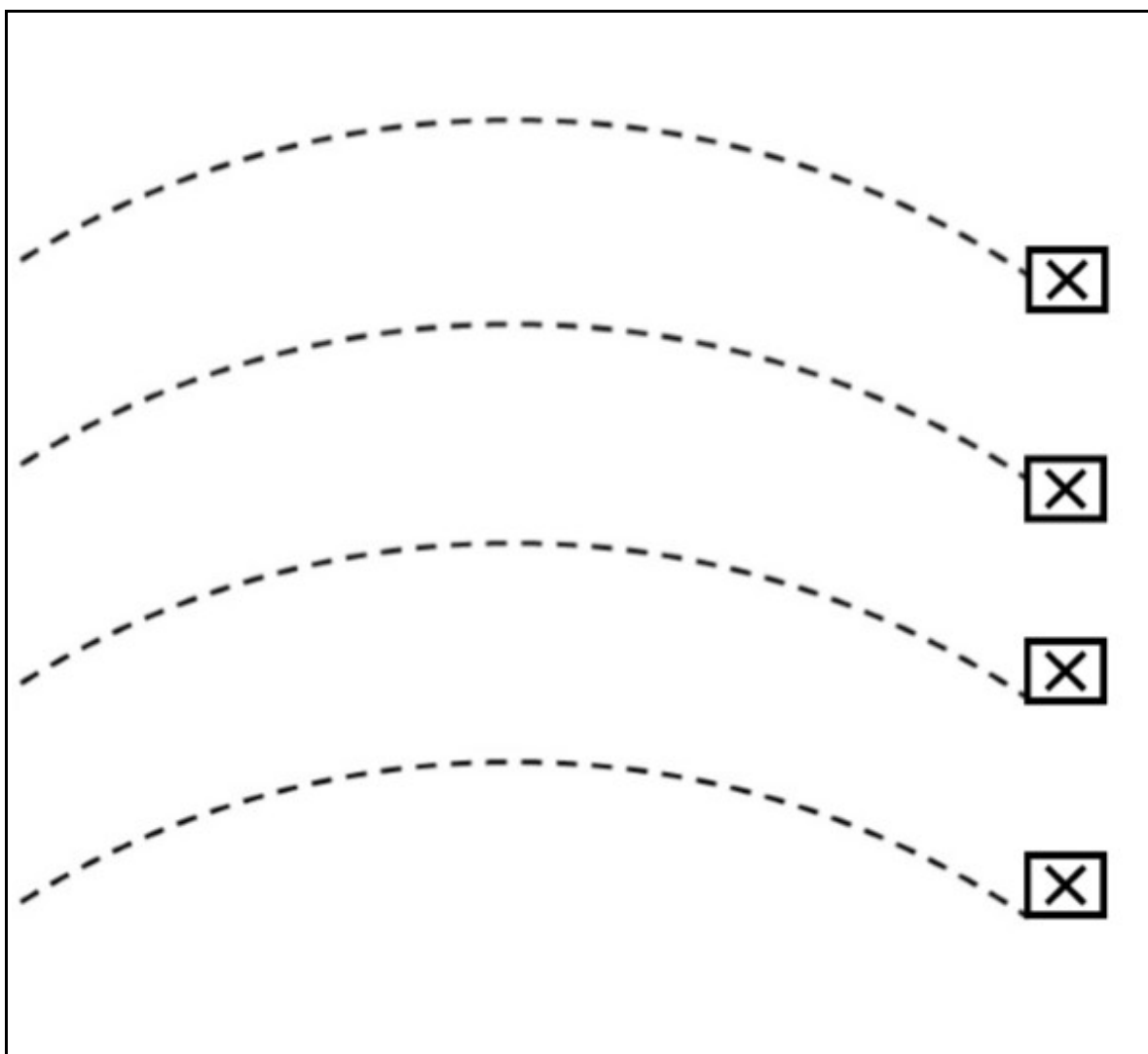
Colle les gommettes à l'intérieur des ronds. Sois bien précise.



Je place une gommette carrée sous chaque noeud



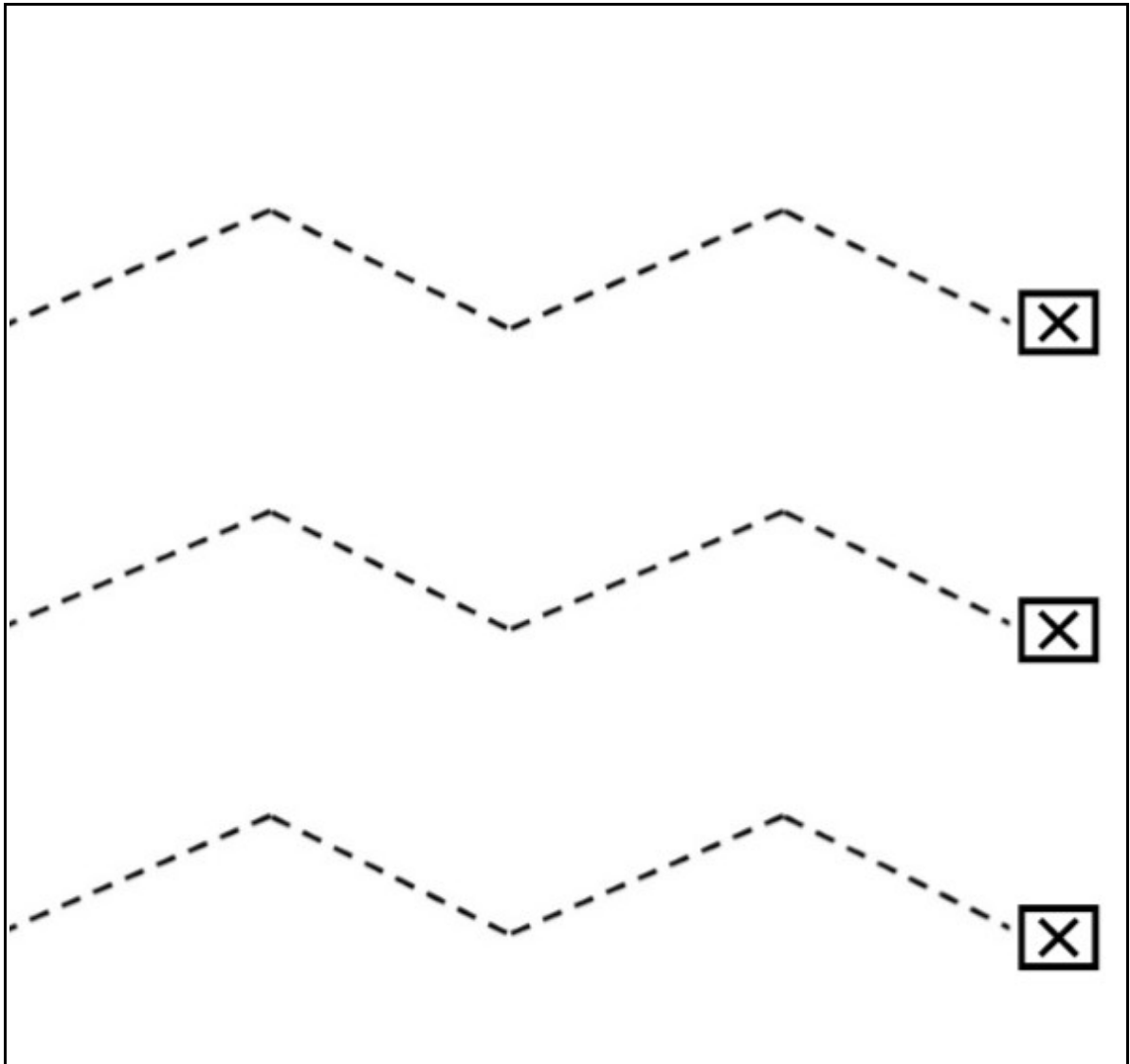
Découpe en suivant les pointillés. Arrête-toi à la croix.



Je place une gommette rectangulaire sous chaque mine de crayon




Découpe en suivant les pointillés. Arrête-toi à la croix.




Je place une gomme ronde pour former le corps de chaque lapin




Colorie en changeant de couleur dans chaque case.



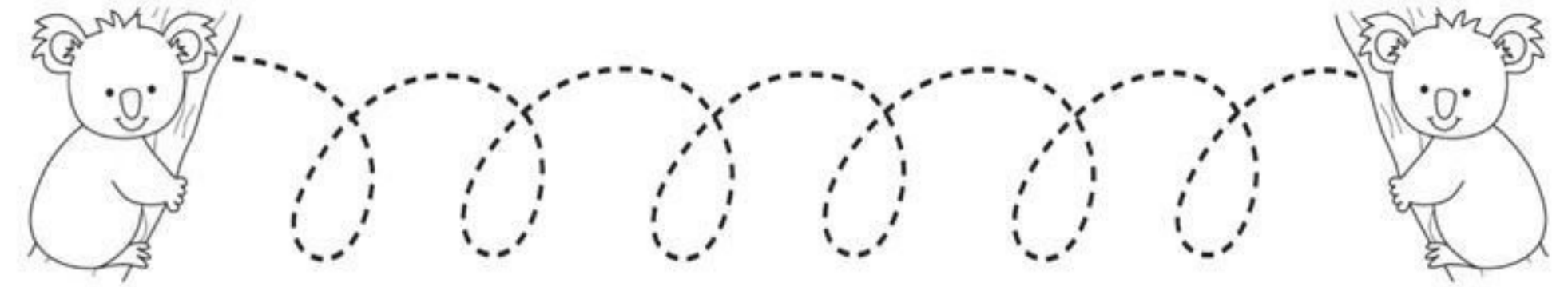
Je place une gomme ronde pour former chaque soleil






Colorie en changeant de couleur dans chaque case.



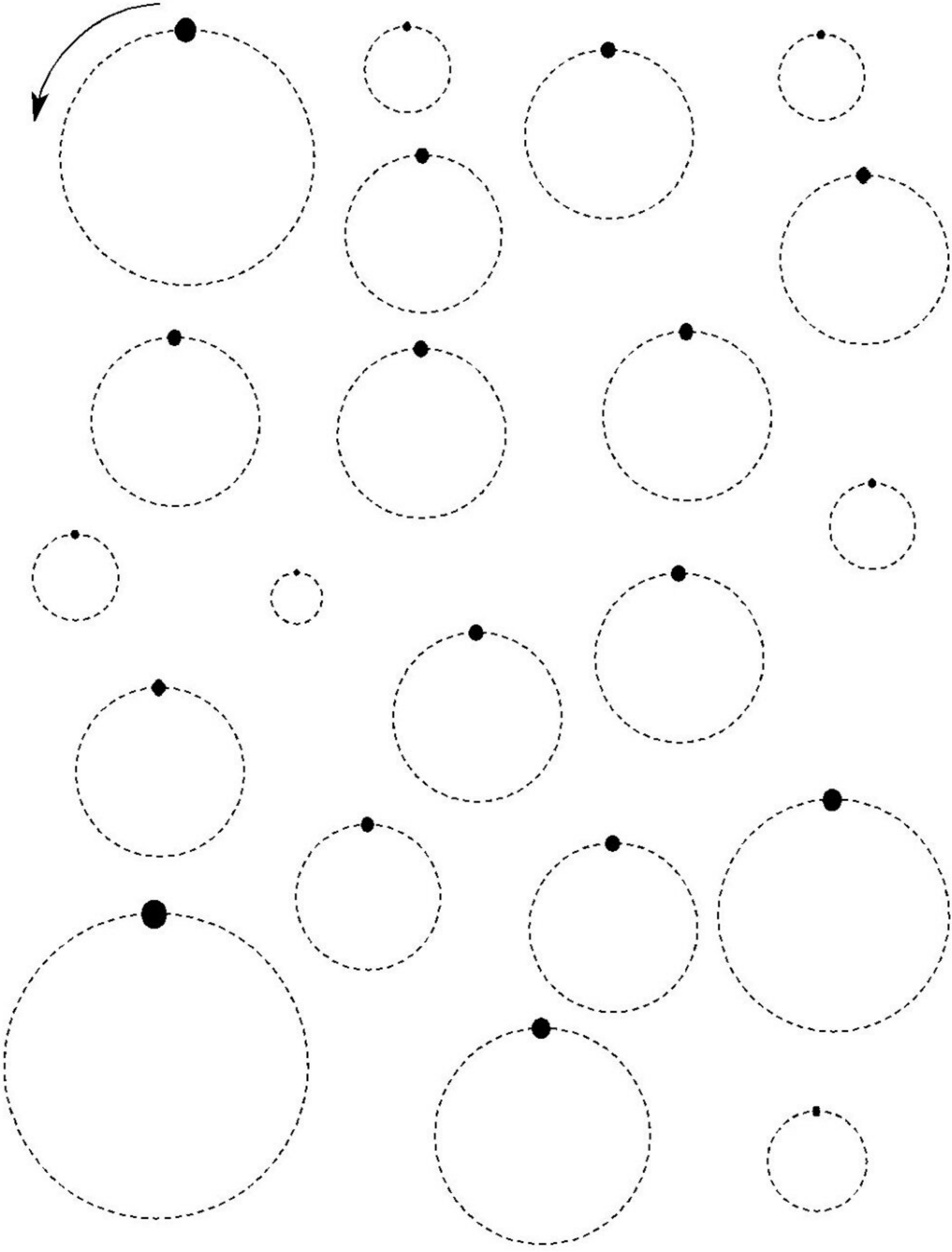
Consigne : Suis le chemin en pointillés de la gauche vers la droite.



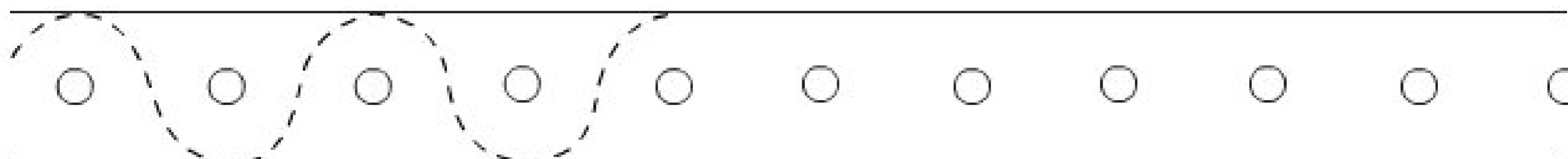



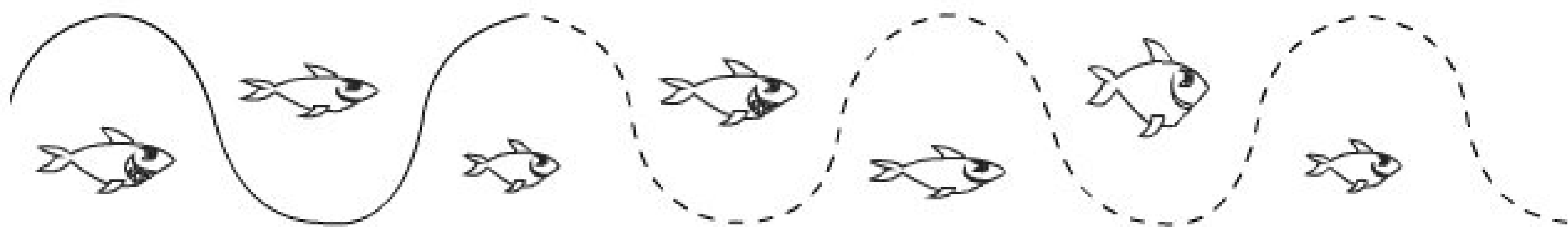
Consigne : Repasse sur les pointillés de la cage vers l'oiseau.



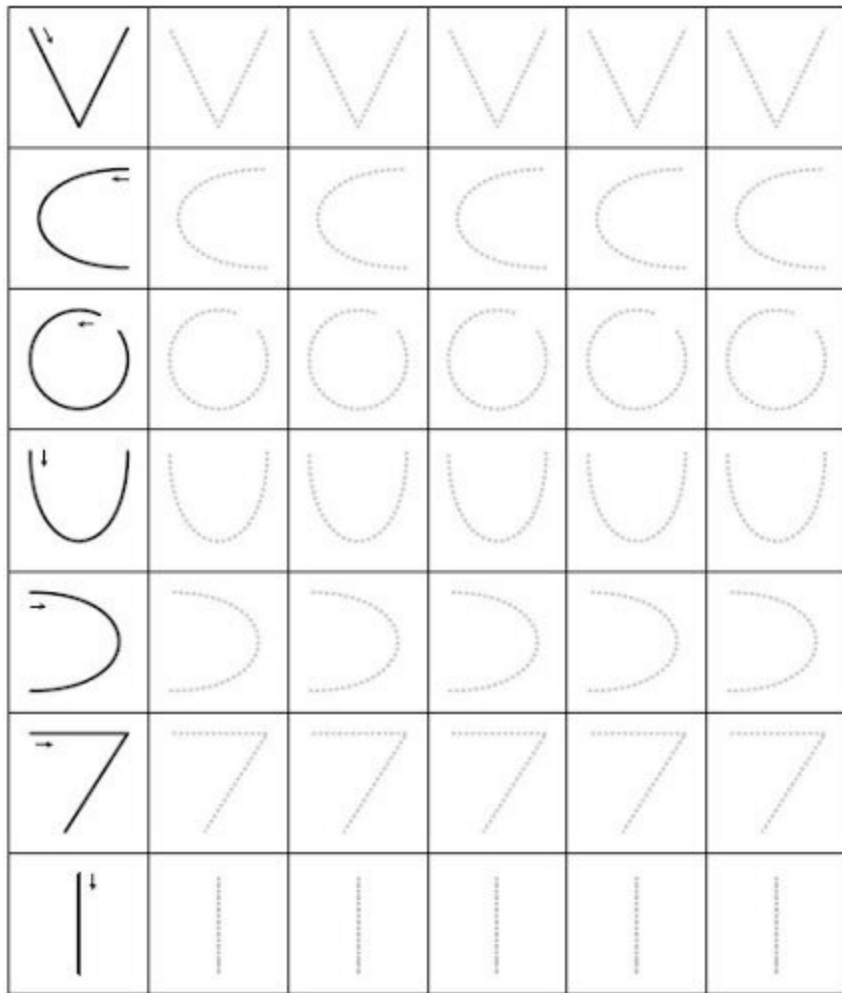
Repasse les pointillés en respectant le sens du tracé



Consigne : Trace les vagues.



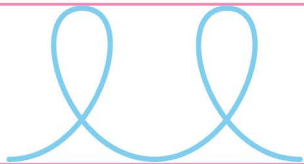


Consigne : Repasse sur les pointillés.



Nom :




Date :

» Observe attentivement, puis continue comme sur le modèle.



Le point - Les champignons































Sers-toi des feutres pour ajouter les petits points sur les champignons.



Discrimination visuelle































Prénom : Date :

Colorie l'image identique au modèle.

Prénom : Date :

Colorie l'image identique au modèle.

Prénom : Date :

Colorie l'image identique au modèle.



Prénom : Date :

Colorie l'image identique au modèle.



Prénom : Date : 5

Colorie les images identiques au modèle.



© MDI/Sejer, 2019. Reproduction autorisée pour une classe seulement.

Prénom : Date : 6


Colorie les dominos identiques au modèle.



© MDI/Sejer, 2019. Reproduction autorisée pour une classe seulement.

Prénom : Date : 7

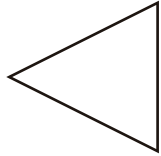
 **Colorie les formes identiques aux modèles en suivant le code couleur.**



bleu




jaune



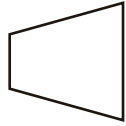
rouge

© MDI/Sejer, 2019. Reproduction autorisée pour une classe seulement.

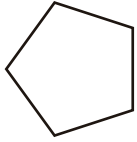


Prénom : Date : 8

 **Colorie les formes identiques aux modèles en suivant le code couleur.**



bleu




jaune




























rouge

© MDI/Sejer, 2019. Reproduction autorisée pour une classe seulement.




























Prénom : Date :

Entoure les formes identiques au modèle.

Prénom : Date :

Entoure la forme identique au modèle.

Prénom : Date :

Colorie les feuilles identiques à leur ombre.




Prénom : Date :

Colorie le vêtement identique à son ombre.



Numération







































Prénom: _____

Trouve les animaux dans le dessin.

Compte-les et fais un X sur le bon chiffre.



		
1 2 3 4 5     	1 2 3 4 5     	1 2 3 4 5     
		
1 2 3 4 5     	1 2 3 4 5     	1 2 3 4 5     



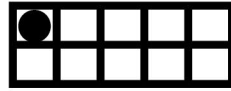

Prénom: _____




➔ Ajoute les informations manquantes.

Exemple:


1




➔




6




➔




➔




➔




➔



4




➔










Nom :

Date :

❖ Compte puis écrit le nombre qui convient.


















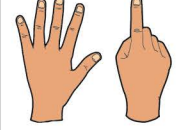
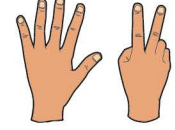
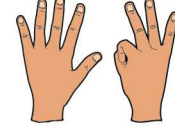
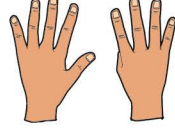
4



Nom :

Date :

♦ Observe attentivement puis dessine autant d'objets que le nombre associé.

0	1	2	3	4	5	6	7	8	9
									
									

3 ■

4 ▲

6 ●

5 ●












8 ■


9 ▲


Nom :


Date :


♦ Observe attentivement puis dessine autant d'objets que le nombre associé.


0	1	2	3	4	5
					
					


1 

4 

3 

5 


2 

0 









Nom :

Date :

❖ Compte puis écrit le nombre qui convient.


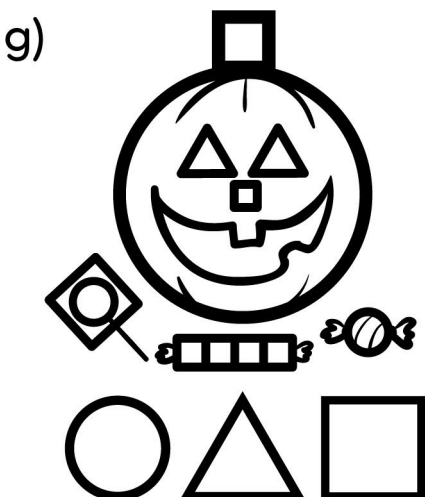
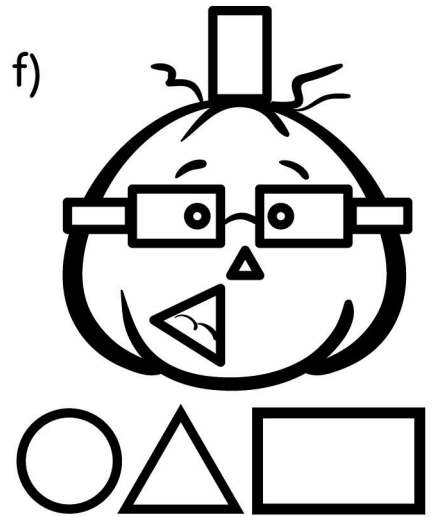
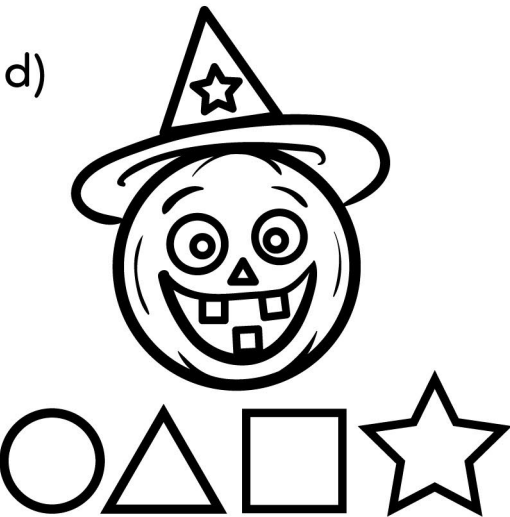

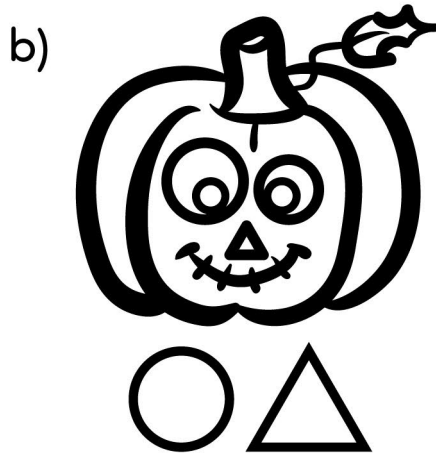




2



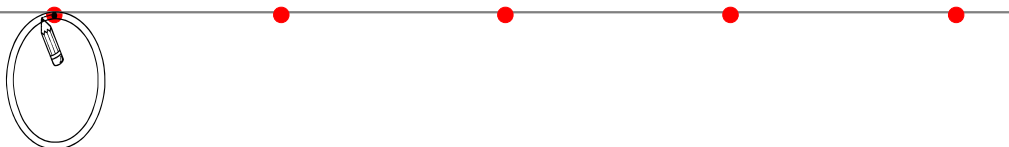
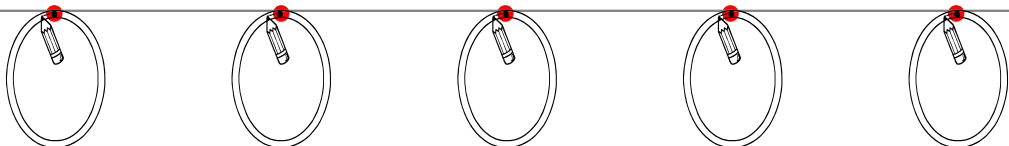
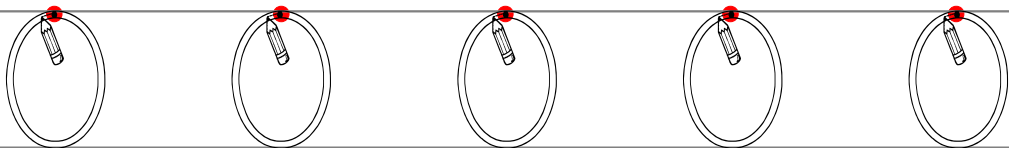

Prénom: _____

Combien de formes vois-tu dans chaque citrouille?

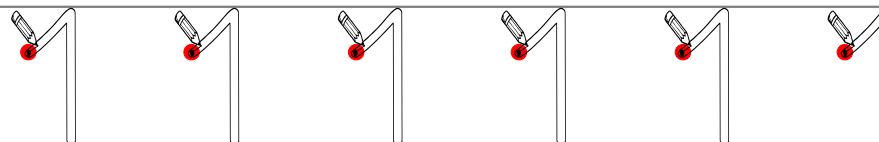
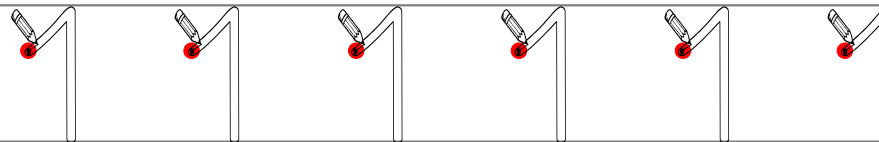





0
ZERO

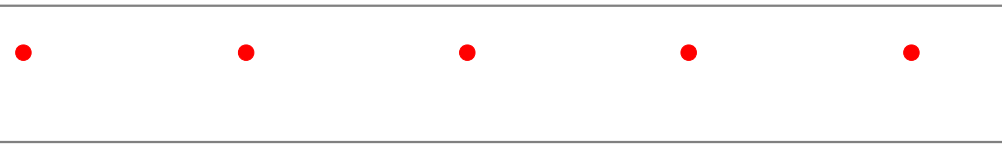
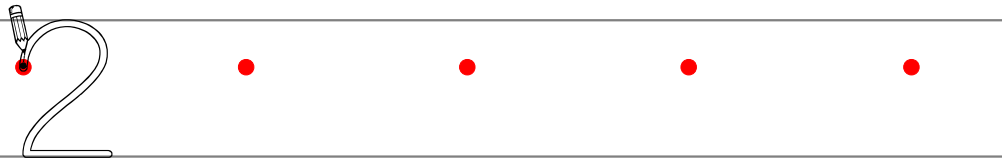
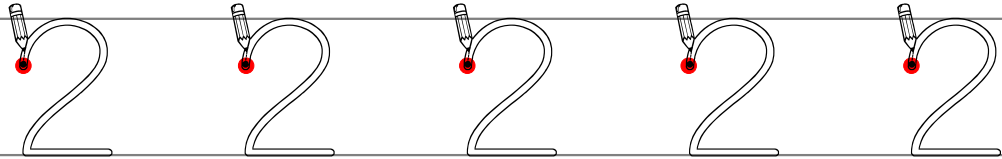
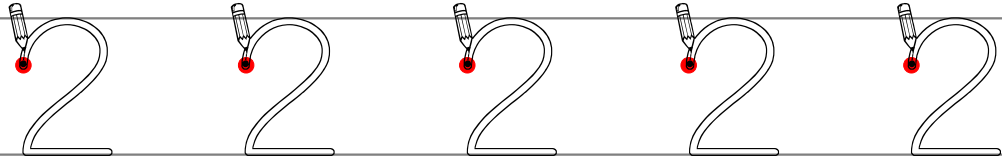


1
UN

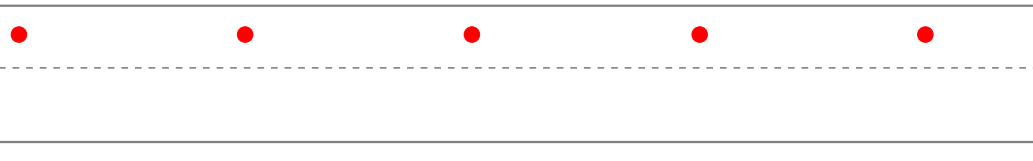
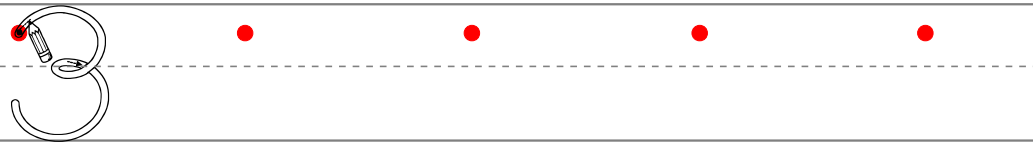
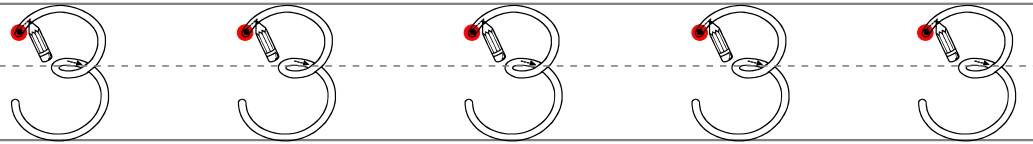
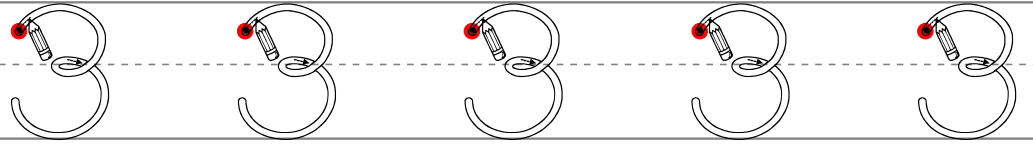




2
DEUX


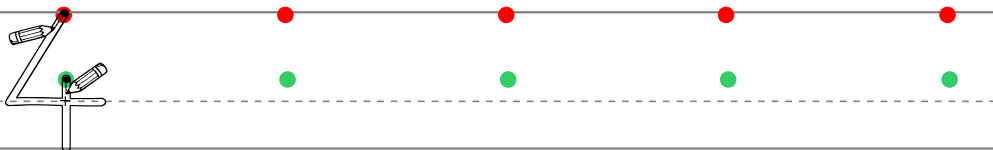
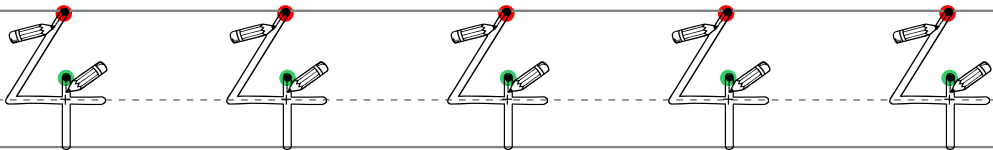
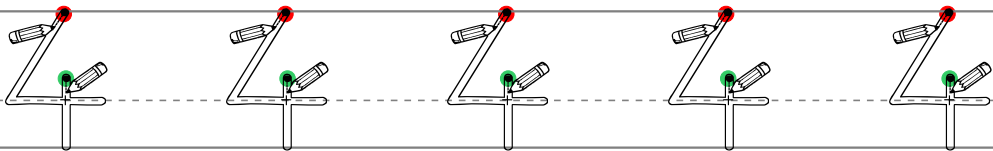


3
TROIS

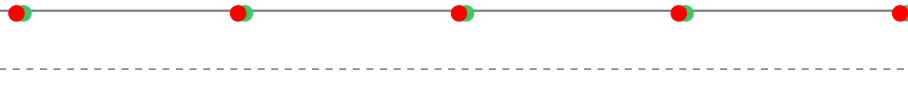
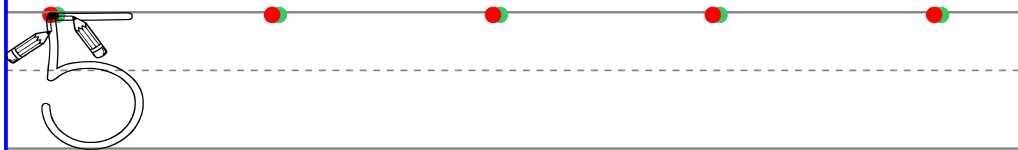
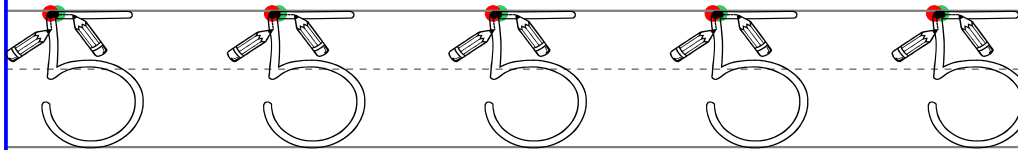
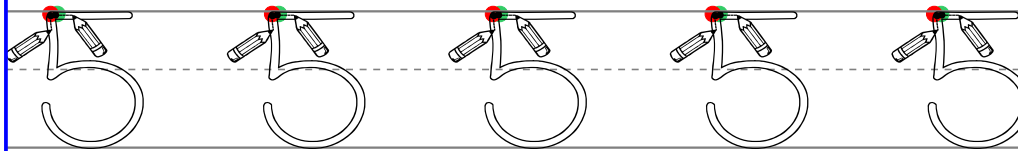



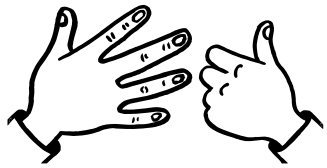


4
QUATRE

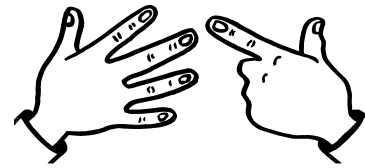
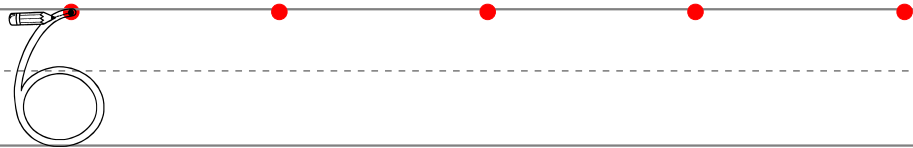
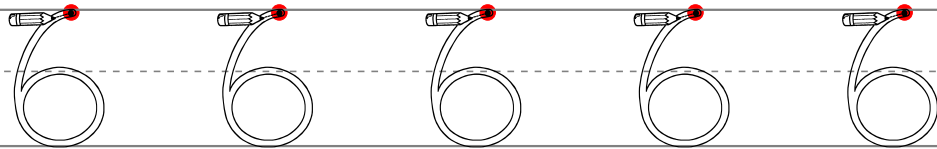
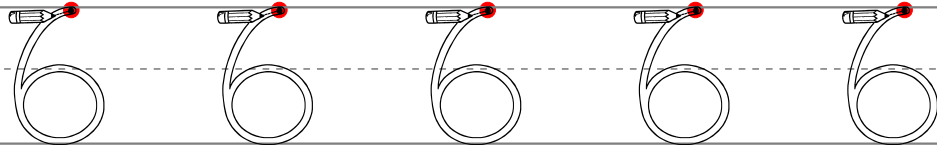



5
CINQ

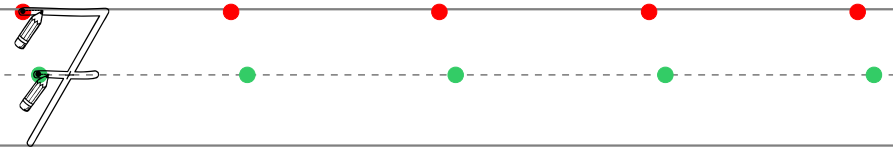
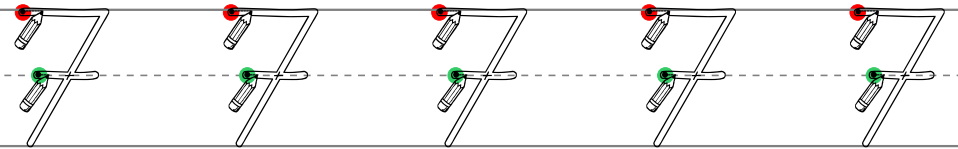
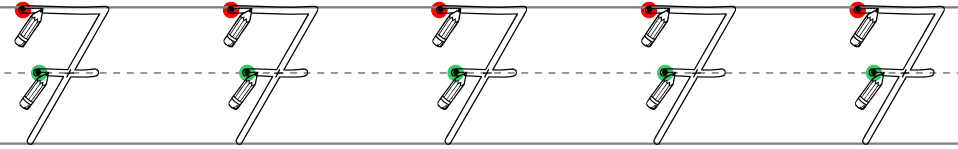
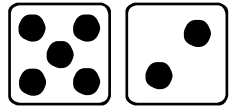


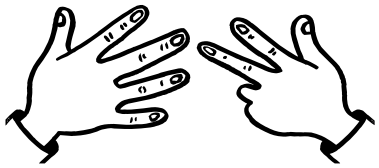


6
SIX


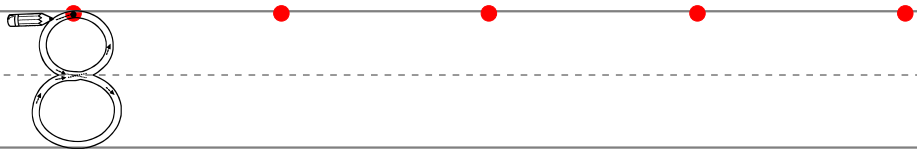
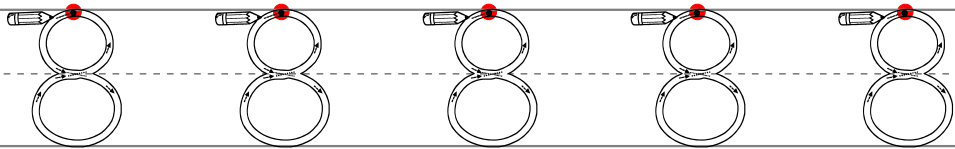
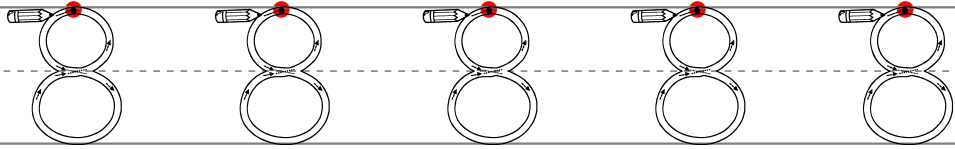



7
SEPT

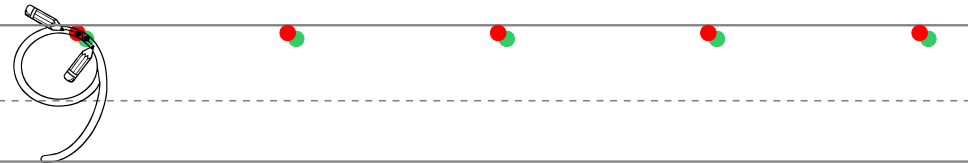
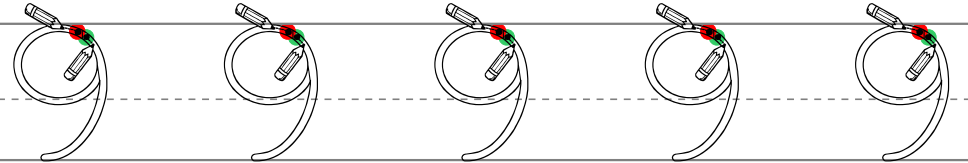
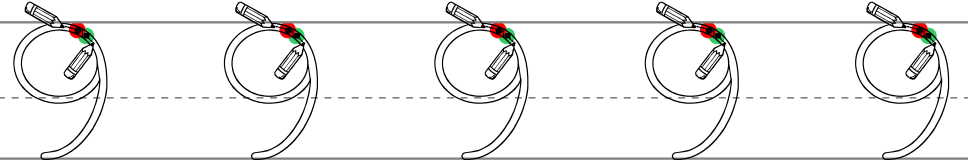





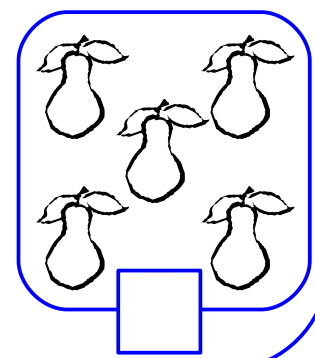
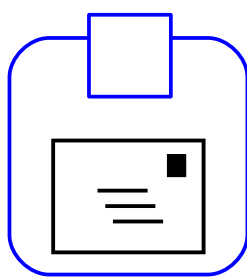
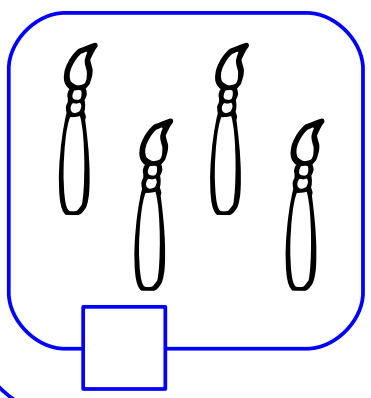
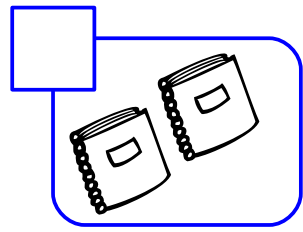
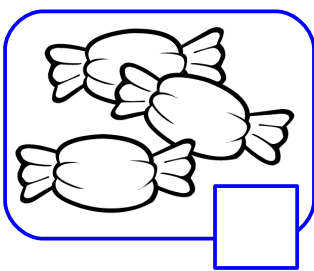



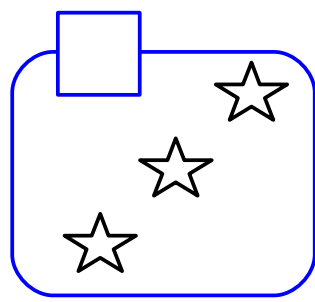
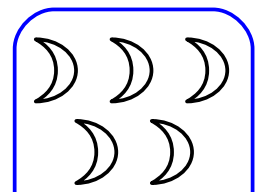
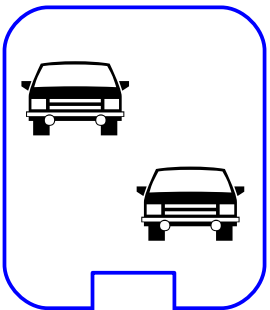
8
HUIT



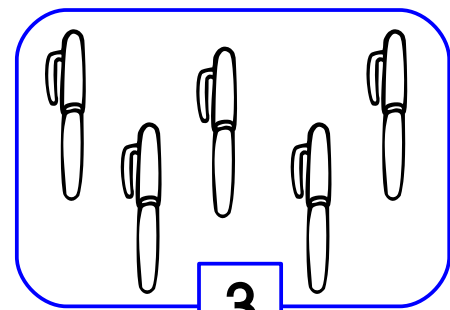
9
NEUF



Compte et écris le bon nombre.

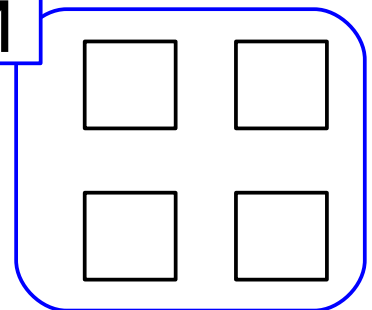


Barre les objets en trop si nécessaire.

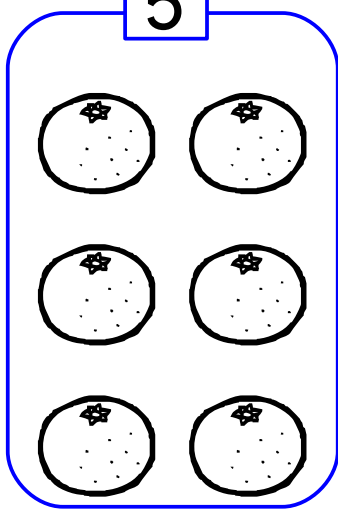


3

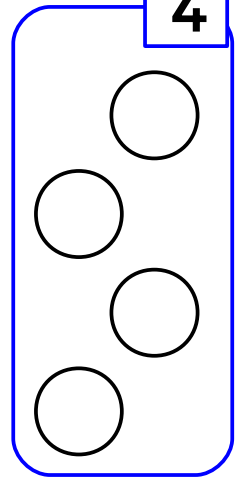
1



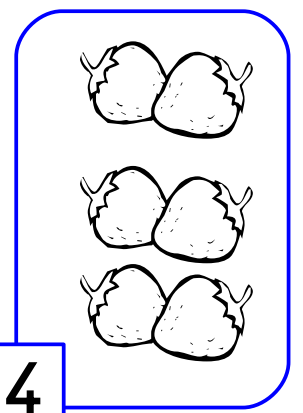
5



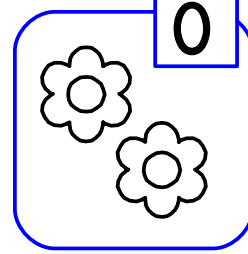
4



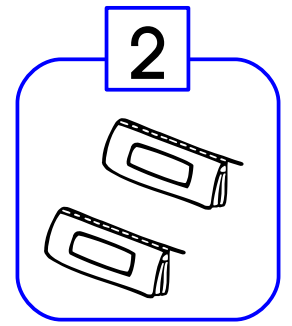
4



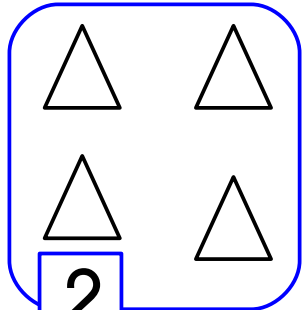
0



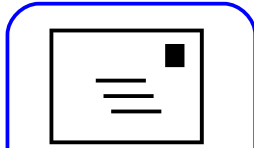
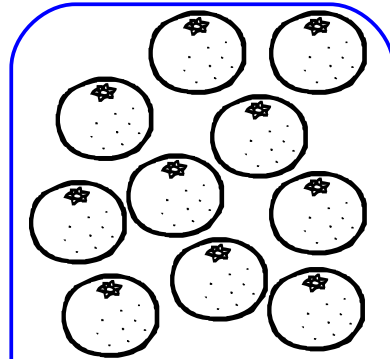



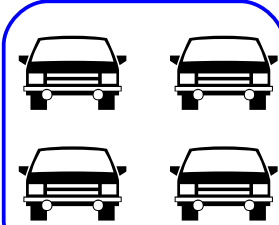

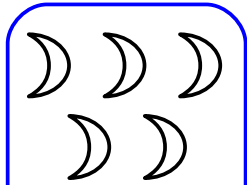

2



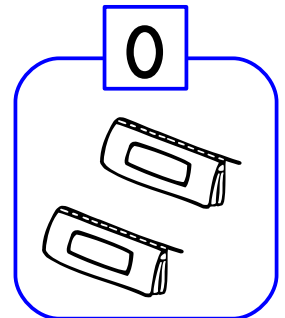
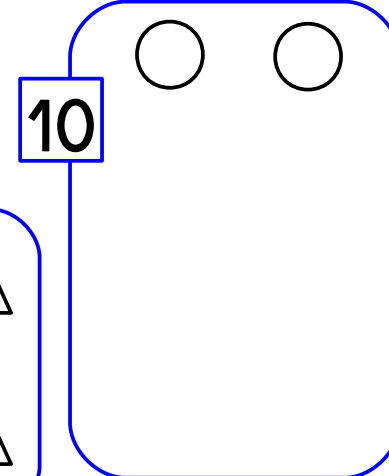
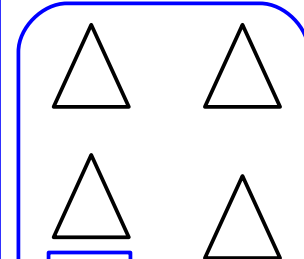
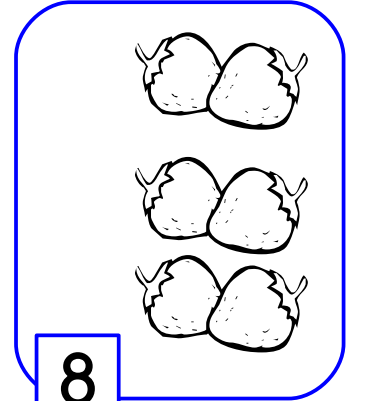


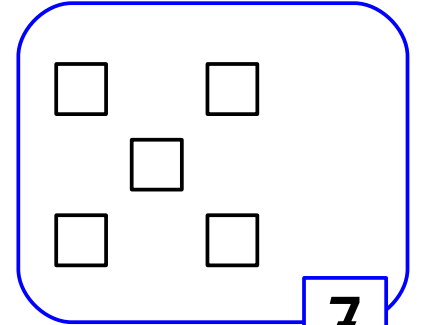
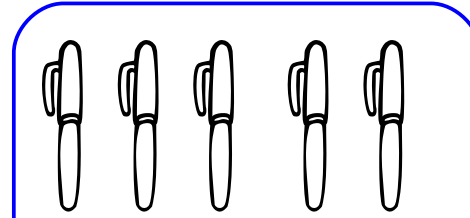
2




Compte et écris le bon nombre.



Corrige les collections en barrant ou en rajoutant des objets.



Consigne : Compte et écris le nombre de fruits.




<input type="text"/>	<input type="text"/>	<input type="text"/>	<input type="text"/>	<input type="text"/>	<input type="text"/>
----------------------	----------------------	----------------------	----------------------	----------------------	----------------------






Consigne : Compte et entoure le nombre de fleurs.



8 9 10




5 6 7



7 8 9




2 3 4




5 6 7



4 5 6



8 9 10

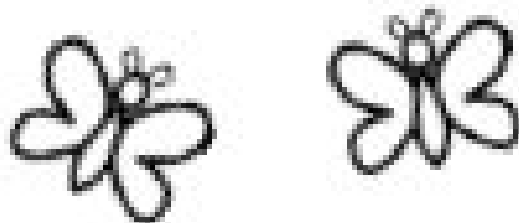







6 7 8

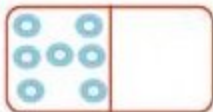


1 2 3

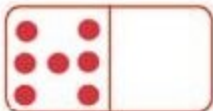
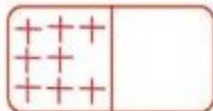
Consigne : Compte et écris le nombre dans la case.



Compte les formes sur chaque domino et écris à côté le chiffre correspondant.




Compte les formes sur chaque domino et écris à côté le chiffre correspondant.




Nom :

Date :


❖ Compte puis colorie le nombre qui convient.




2 4 3




5 6 4




3 1 2




9 8 7




6 7 8




1 2 3



5 4 3



7 6 9



6 4 5