

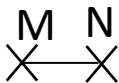








Mesures

Fiche 3

Les segments

1 Mesure les différents segments et complète le tableau



AB		cm
CD		
EF		
GH		
IJ		
KL		
MN		



2 Place le point B tel que [AB] mesure 4 cm

Place le point D tel que [CD] mesure 3 cm

Place le point F tel que [EF] mesure 7 cm

