

Nom :

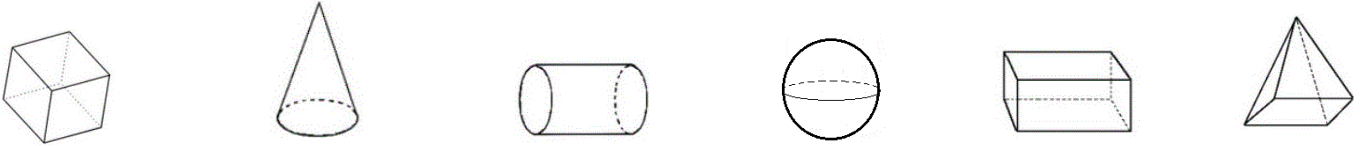
Date :

Evaluation

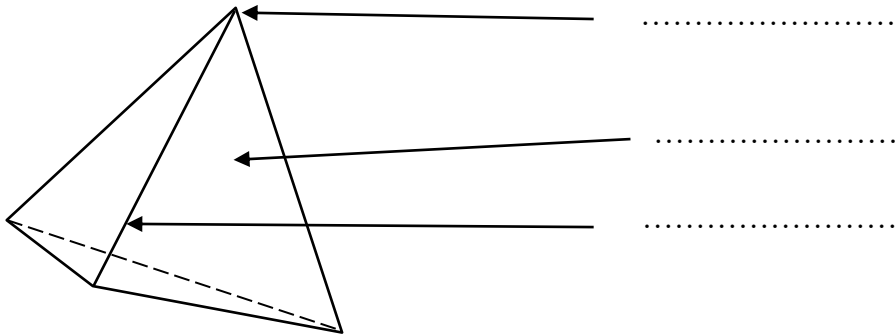
Reconnaître et décrire des solides

A	RF	RR	NA

1 Nomme les solides suivants



2 Complète la légende



3 Classe ces solides en deux groupes

Les polyèdres :

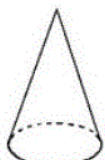
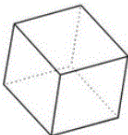
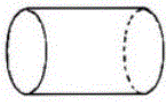
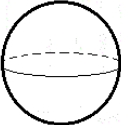

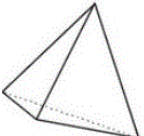
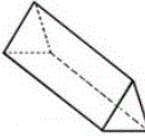
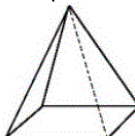
.....

.....

Les non polyèdres :



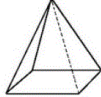
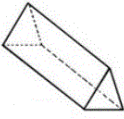
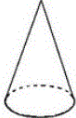
.....

.....

- 
 ① Le cône
- 
 ② Le cube
- 
 ③ Le cylindre
- 
 ④ La sphère
- 
 ⑤ Le pavé
- 
 ⑥ Le tétraèdre
- 
 ⑦ Le prisme
- 
 ⑧ La pyramide

4

Complète le tableau

Solide	Nombre de faces	Nombre de sommets	Nombre d'arêtes
 pavé
 cube
 pyramide
 prisme
 cône