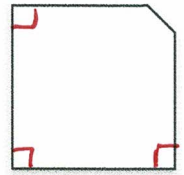
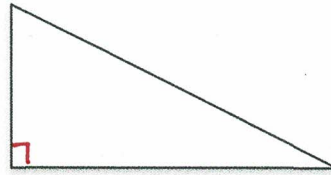
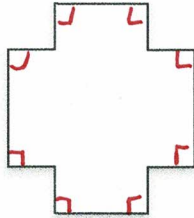
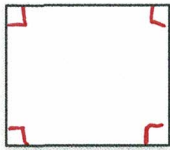




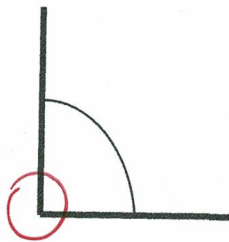
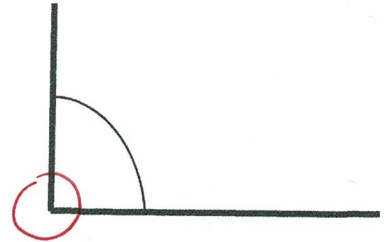

# Géométrie

## L'angle droit


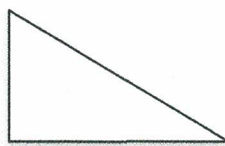

1 Pour chaque forme entoure les angles droits:



2 Entoure seulement les angles droits:




3 Indique combien il y a d'angles droits:



4


1

4




# Géométrie

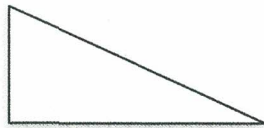
## Les côtés



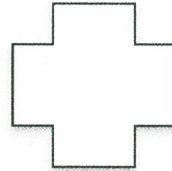
1 Pour chaque forme indique le nombre de côté.



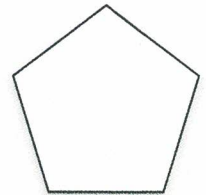
4




3



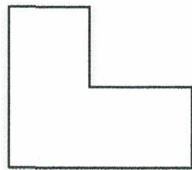
12



5



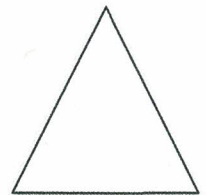
4



6




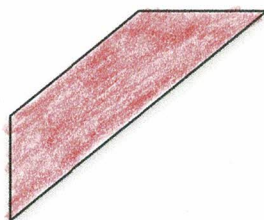



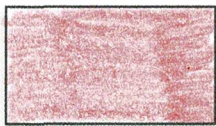


5

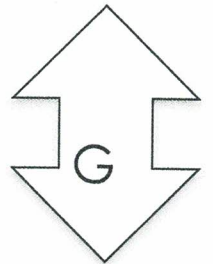

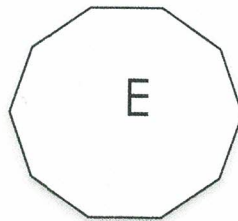

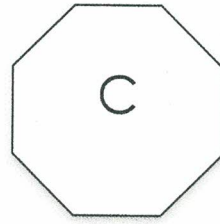
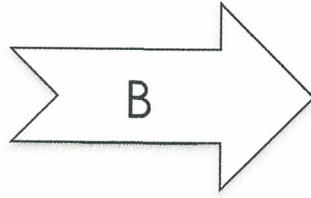
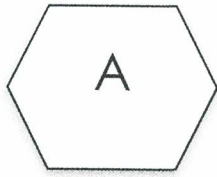


3


2 Colorie les formes qui ont trois côtés en vert, quatre côtés en rouge et cinq côtés en bleu:



3 Classe les formes dans le tableau :



Six côtés	huit côtés	dix côtés
A - D	B - C -	E - F - G








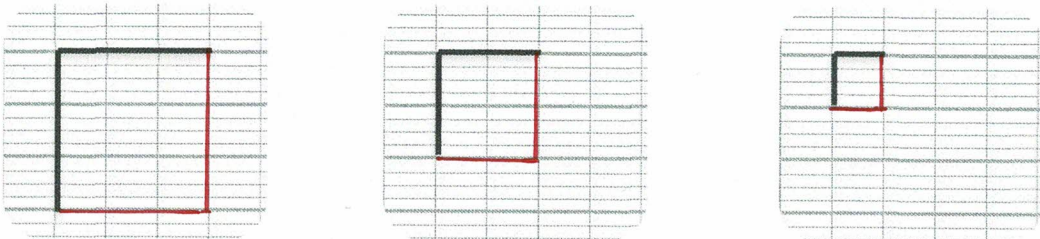
# Géométrie

## Le carré et le rectangle


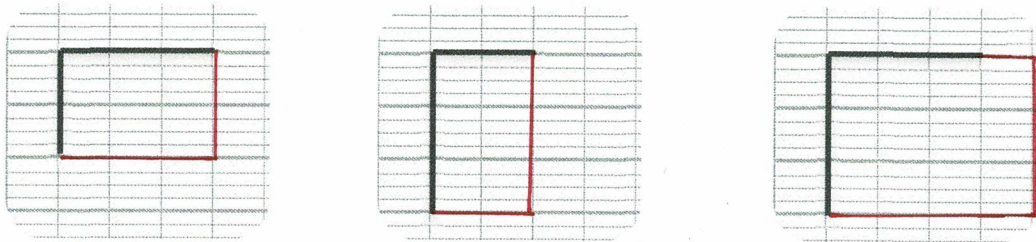
1 Colorie en bleu les rectangles et en rouge les carrés :



2 Complète la forme avec ta règle pour réaliser un carré :




3 Complète la forme avec ta règle pour réaliser un rectangle :




4 Ecris s'il s'agit d'un carré ou d'un rectangle :



rectangle



rectangle



carré