



## 1 Lire les heures


Pour demander l'heure, on dit : *What time is it ?*




It's four o'clock




It's five o'clock




It's nine o'clock



It's eight o'clock



It's seven o'clock




It's three o'clock


Rappel  
Les nombres

- 1 : one
- 2 : two
- 3 : three
- 4 : four
- 5 : five
- 6 : six
- 7 : seven
- 8 : eight
- 9 : nine
- 10 : ten
- 11 : eleven
- 12 : twelve


## 1 Ecris l'heure qu'il est :



It's \_\_\_\_\_



\_\_\_\_\_



\_\_\_\_\_

## 2 Les différentes parties de la journée

*in the morning, in the afternoon, at midday (midi), in the evening, at night, at midnight (minuit).*

Le découpage de 0 à 24 est peu employé, sinon pour les horaires de transport (train ou avion). On préfère utiliser *a.m.* (*ante meridiem*) de 0 à 12 heures, et *p.m.* (*post meridiem*) de 12 à 24 heures.

*midnight to midday = a.m.*

*midday to midnight = p.m.*

*midnight = 12.00 a.m.*

*midday = 12.00 p.m.*